

For Research Use Only

FAM210A Polyclonal antibody, PBS Only

Catalog Number:31694-1-PBS



Basic Information

Catalog Number:

31694-1-PBS

Size:

1 mg/ml

Source:

Rabbit

Isotype:

IgG

Immunogen Catalog Number:

AG36161

GenBank Accession Number:

NM_001098801

GeneID (NCBI):

125228

UNIPROT ID:

Q96NDO

Full Name:

chromosome 18 open reading frame

19

Calculated MW:

30kDa

Observed MW:

20 kDa

Purification Method:

Antigen affinity Purification

Applications

Tested Applications:

WB, IHC, Indirect ELISA

Species Specificity:

human, mouse, rat

Background Information

FAM210A also known as C18orf19, is a determinant of bone and muscle structure and strength. FAM210A is required for cold-induced mitochondrial cristae remodeling, adaptive thermogenic activity, and brown adipose tissue characteristics(PMID: 37816711). FAM210A is localized to mitochondria and cytoplasm of muscle cells and myotubes(PMID: 29618611).

Storage

Storage:

Store at -80°C.

The product is shipped with ice packs. Upon receipt, store it immediately at -80°C

Storage Buffer:

PBS Only

For technical support and original validation data for this product please contact:

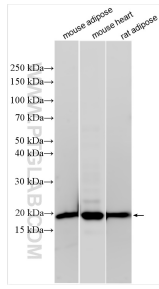
T: 4006900926

E: Proteintech-CN@ptglab.com

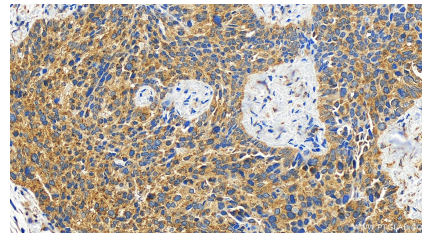
W: ptgcn.com

This product is exclusively available under Proteintech Group brand and is not available to purchase from any other manufacturer.

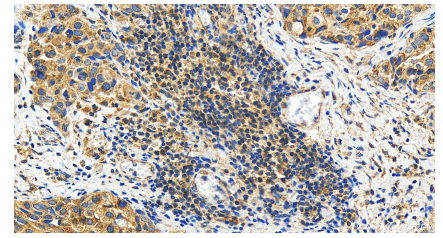
Selected Validation Data



Various lysates were subjected to SDS PAGE followed by western blot with 31694-1-AP (FAM210A antibody) at dilution of 1:4000 incubated at room temperature for 1.5 hours. This data was developed using the same antibody clone with 31694-1-PBS in a different storage buffer formulation.



Immunohistochemical analysis of paraffin-embedded human ovary cancer tissue slide using 31694-1-AP (FAM210A antibody) at dilution of 1:800 (under 20x lens). Heat mediated antigen retrieval with Tris-EDTA buffer (pH 9.0). This data was developed using the same antibody clone with 31694-1-PBS in a different storage buffer formulation.



Immunohistochemical analysis of paraffin-embedded human ovary cancer tissue slide using 31694-1-AP (FAM210A antibody) at dilution of 1:800 (under 20x lens). Heat mediated antigen retrieval with Tris-EDTA buffer (pH 9.0). This data was developed using the same antibody clone with 31694-1-PBS in a different storage buffer formulation.