

For Research Use Only

TMEM174 Polyclonal antibody, PBS Only

Catalog Number: 31210-1-PBS

Featured Product



Basic Information

Catalog Number:

31210-1-PBS

Source:

Rabbit

Isotype:

IgG

Immunogen Catalog Number:

AG35041

GenBank Accession Number:

BC019346

GeneID (NCBI):

134288

UNIPROT ID:

Q8WUU8

Full Name:

transmembrane protein 174

Observed MW:

55-60 kDa

Purification Method:

Antigen affinity Purification

Applications

Tested Applications:

WB, IP, Indirect ELISA

Species Specificity:

human

Background Information

Transmembrane protein 174 (TMEM174) is comprised of 243 amino acids, and contains two predicted transmembrane helices which determine its subcellular localization in endoplasmic reticulum and influences its functions (PMID: 20331980). TMEM174 mRNA is easily detectable in human kidney tissues and activates AP-1 and promotes 293T cell proliferation (PMID: 25202393). The Tmem174 protein was extremely highly expressed in the kidney and localized at the apical membrane of the renal proximal tubules. Tmem174 binds to NaPi2a on the cell membrane and is involved in the internalization of NaPi2a (PMID: 35428804). Tmem174 is considered to be a component of the NaPi2a/NHERF1 complex that receives signals from PTH and FGF23 (PMID: 35428804). This antibody may recognize the dimer.

Storage

Storage:

Store at -80°C.

The product is shipped with ice packs. Upon receipt, store it immediately at -80°C

Storage Buffer:

PBS only, pH7.3

For technical support and original validation data for this product please contact:


T: 4006900926

E: Proteintech-CN@ptglab.com

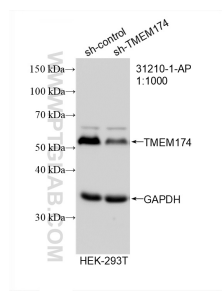
W: ptgcn.com

This product is exclusively available under Proteintech Group brand and is not available to purchase from any other manufacturer.

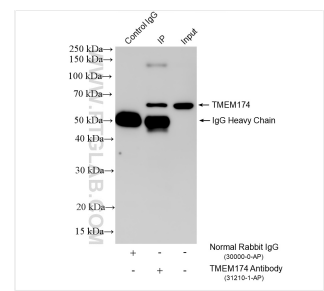
Selected Validation Data



Various lysates were subjected to SDS PAGE followed by western blot with 31210-1-AP (TMEM174 antibody) at dilution of 1:1000 incubated at room temperature for 1.5 hours. This data was developed using the same antibody clone with 31210-1-PBS in a different storage buffer formulation.



WB result of TMEM174 antibody (31210-1-AP; 1:1000; incubated at room temperature for 1.5 hours) with sh-Control and sh-TMEM174 transfected HEK-293T cells. This data was developed using the same antibody clone with 31210-1-PBS in a different storage buffer formulation.



IP result of anti-TMEM174 (IP:31210-1-AP, 4ug; Detection:31210-1-AP 1:800) with Jurkat cells lysate 1360 ug. This data was developed using the same antibody clone with 31210-1-PBS in a different storage buffer formulation.