

For Research Use Only

KHSRP Polyclonal antibody

Catalog Number: 31044-1-AP



Basic Information

Catalog Number:

31044-1-AP

Size:

650 ug/ml

Source:

Rabbit

Isotype:

IgG

Immunogen Catalog Number:

AG33890

GenBank Accession Number:

NM_003685

GeneID (NCBI):

8570

UNIPROT ID:

Q92945

Full Name:

KH-type splicing regulatory protein

Calculated MW:

73 kDa

Observed MW:

75-87kDa

Purification Method:

Antigen affinity purification

Recommended Dilutions:

WB 1:5000-1:50000

IHC 1:50-1:500

IF/ICC 1:50-1:500

Applications

Tested Applications:

WB, IHC, IF/ICC, ELISA

Species Specificity:

human

Note-IHC: suggested antigen retrieval with TE buffer pH 9.0; (*) Alternatively, antigen retrieval may be performed with citrate buffer pH 6.0

Positive Controls:

WB : rat brain tissue,

IHC : human colon tissue, mouse testis tissue

IF/ICC : HeLa cells,

Background Information

Storage

Storage:

Store at -20°C. Stable for one year after shipment.

Storage Buffer:

PBS with 0.02% sodium azide and 50% glycerol pH 7.3.

Aliquoting is unnecessary for -20°C storage

For technical support and original validation data for this product please contact:

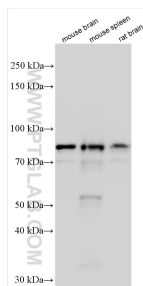
T: 4006900926

E: Proteintech-CN@ptglab.com

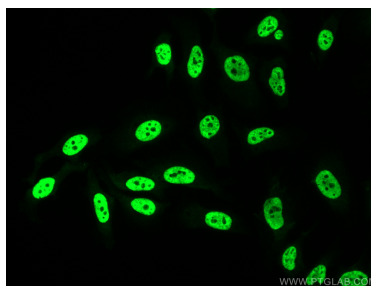
W: ptgcn.com

This product is exclusively available under Proteintech Group brand and is not available to purchase from any other manufacturer.

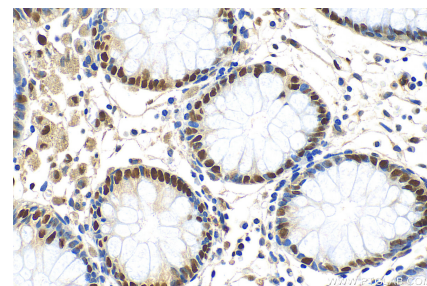
Selected Validation Data



rat brain tissue were subjected to SDS PAGE followed by western blot with 31044-1-AP (KHSRP antibody) at dilution of 1:10000 incubated at room temperature for 1.5 hours.



Immunofluorescent analysis of (4% PFA) fixed HeLa cells using KHSRP antibody (31044-1-AP) at dilution of 1:200 and CoraLite®488-Conjugated AffiniPure Goat Anti-Rabbit IgG(H+L) (SA00013-2).



Immunohistochemical analysis of paraffin-embedded human colon tissue slide using 31044-1-AP (KHSRP antibody) at dilution of 1:200 (under 40x lens). Heat mediated antigen retrieval with Tris-EDTA buffer (pH 9.0).