

For Research Use Only

SLC6A20 Polyclonal antibody, PBS Only

Catalog Number: 30843-1-PBS



Basic Information

Catalog Number:

30843-1-PBS

Source:

Rabbit

Isotype:

IgG

Immunogen Catalog Number:

AG33967

GenBank Accession Number:

BC136431

GeneID (NCBI):

54716

UNIPROT ID:

Q9NP91

Full Name:

solute carrier family 6 (proline IMINO transporter), member 20

Observed MW:

50-60 kDa

Purification Method:

Antigen affinity Purification

Applications

Tested Applications:

WB, IF-P, Indirect ELISA

Species Specificity:

human, mouse, rat

Background Information

SLC6A20 also known as XT3, SIT1, belongs to the family of solute carrier 6, mediating the transport of neutral amino acids from the extracellular milieu toward cell or storage vesicles utilizing an electric membrane potential as the driving force. SLC6A20 is expressed in the kidney and small intestine and is localized in the brush marginal membrane of the proximal renal tubules (PMID: 16174864). Mutations in SLC6A20 are associated with Hyperglycinuria and Iminoglycinuria (PMID: 19033659)

Storage

Storage:

Store at -80°C.

The product is shipped with ice packs. Upon receipt, store it immediately at -80°C

Storage Buffer:

PBS only, pH7.3

For technical support and original validation data for this product please contact:

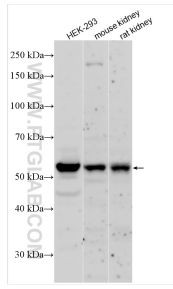
T: 4006900926

E: Proteintech-CN@ptglab.com

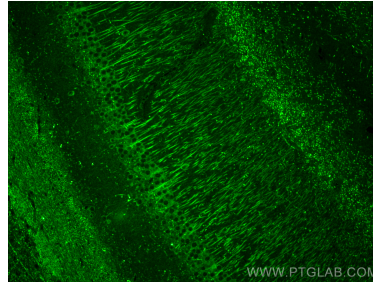
W: ptgcn.com

This product is exclusively available under Proteintech Group brand and is not available to purchase from any other manufacturer.

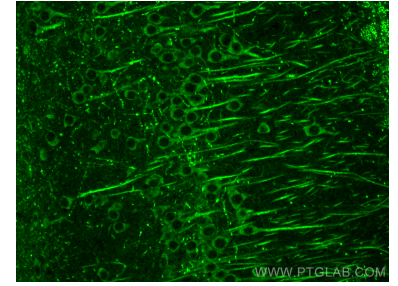
Selected Validation Data



Various lysates were subjected to SDS PAGE followed by western blot with 30843-1-AP (SLC6A20 antibody) at dilution of 1:800 incubated at room temperature for 1.5 hours. This data was developed using the same antibody clone with 30843-1-PBS in a different storage buffer formulation.



Immunofluorescent analysis of (4% PFA) fixed paraffin-embedded mouse brain tissue using SLC6A20 antibody (30843-1-AP) at dilution of 1:200 and Multi-rAb CoraLite® Plus 488-Goat Anti-Rabbit Recombinant Secondary Antibody (H+L) (RGAR002). Heat mediated antigen retrieval with Tris-EDTA buffer (pH 9.0). This data was developed using the same antibody clone with 30843-1-PBS in a different storage buffer formulation.



Immunofluorescent analysis of (4% PFA) fixed paraffin-embedded mouse brain tissue using SLC6A20 antibody (30843-1-AP) at dilution of 1:200 and Multi-rAb CoraLite® Plus 488-Goat Anti-Rabbit Recombinant Secondary Antibody (H+L) (RGAR002). Heat mediated antigen retrieval with Tris-EDTA buffer (pH 9.0). This data was developed using the same antibody clone with 30843-1-PBS in a different storage buffer formulation.