

For Research Use Only

RACGAP1 Polyclonal antibody

Catalog Number: 30042-1-AP



Basic Information

Catalog Number:

30042-1-AP

Size:

1000 µg/ml

Source:

Rabbit

Isotype:

IgG

Immunogen Catalog Number:

AG32468

GenBank Accession Number:

BC032754

GeneID (NCBI):

29127

UNIPROT ID:

Q9H0H5

Full Name:

Rac GTPase activating protein 1

Calculated MW:

632 aa, 71 kDa

Observed MW:

71 kDa

Purification Method:

Antigen affinity purification

Recommended Dilutions:

WB 1:1000-1:8000

IHC 1:50-1:500

IF/ICC 1:50-1:500

Applications

Tested Applications:

IF/ICC, IHC, WB, ELISA

Species Specificity:

Human

Note-IHC: suggested antigen retrieval with TE buffer pH 9.0; (*) Alternatively, antigen retrieval may be performed with citrate buffer pH 6.0

Positive Controls:

WB : HeLa cells, Jurkat cells, K-562 cells

IHC : mouse testis tissue,

IF/ICC : MCF-7 cells,

Background Information

Storage

Storage:

Store at -20°C. Stable for one year after shipment.

Storage Buffer:

PBS with 0.02% sodium azide and 50% glycerol pH 7.3.

Aliquoting is unnecessary for -20°C storage

For technical support and original validation data for this product please contact:

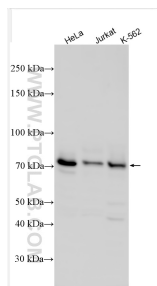
T: 4006900926

E: Proteintech-CN@ptglab.com

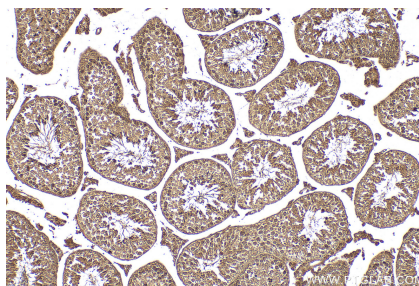
W: ptgcn.com

This product is exclusively available under Proteintech Group brand and is not available to purchase from any other manufacturer.

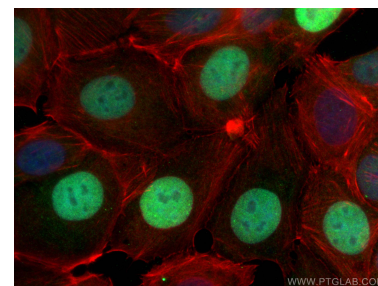
Selected Validation Data



Various lysates were subjected to SDS PAGE followed by western blot with 30042-1-AP (RACGAP1 antibody) at dilution of 1:4000 incubated at room temperature for 1.5 hours.



Immunohistochemical analysis of paraffin-embedded mouse testis tissue slide using 30042-1-AP (RACGAP1 antibody) at dilution of 1:200 (under 10x lens). Heat mediated antigen retrieval with Tris-EDTA buffer (pH 9.0).



Immunofluorescent analysis of (4% PFA) fixed MCF-7 cells using RACGAP1 antibody (30042-1-AP) at dilution of 1:200 and CoraLite®488-Conjugated AffiniPure Goat Anti-Rabbit IgG(H+L), CL594-phalloidin (red).