

For Research Use Only

Kindlin 2 Polyclonal antibody, PBS Only

Catalog Number: 29911-1-PBS



Basic Information

Catalog Number:

29911-1-PBS

Concentration:

1 mg/ml

Source:

Rabbit

Isotype:

IgG

Immunogen Catalog Number:

AG31795

GenBank Accession Number:

BC017327

GeneID (NCBI):

10979

UNIPROT ID:

Q96AC1

Full Name:

fermitin family homolog 2
(Drosophila)

Calculated MW:

680 aa, 78 kDa

Observed MW:

78 kDa

Purification Method:

Antigen affinity purification

Applications

Tested Applications:

WB, IHC, Indirect ELISA

Species Specificity:

human

Background Information

FERMT2, also named as KIND2, MIG2, PLEKHC1, MIG-2 and Kindlin-2, belongs to the kindlin family. There are three FERMT2 isoforms that participate in the connection between extracellular matrix (ECM) adhesion sites and the actin cytoskeleton and also in the orchestration of actin assembly and cell shape modulation. FERMT2 recruits migfilin (FBLP1) protein to cell-ECM focal adhesion sites. Variable expression in human cancers and mesenchymal cancer invasion are now linked with FERMT2, which may play an important role in carcinomas development.

Storage

Storage:

Store at -80°C.

The product is shipped with ice packs. Upon receipt, store it immediately at -80°C

Storage Buffer:

PBS Only

For technical support and original validation data for this product please contact:

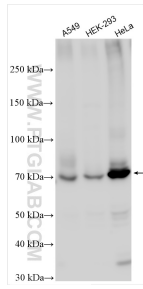
T: 4006900926

E: Proteintech-CN@ptglab.com

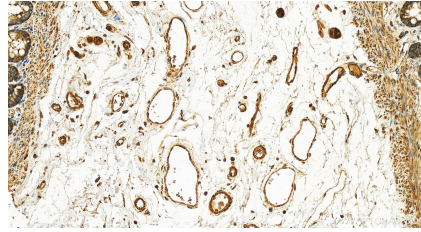
W: ptgcn.com

This product is exclusively available under Proteintech Group brand and is not available to purchase from any other manufacturer.

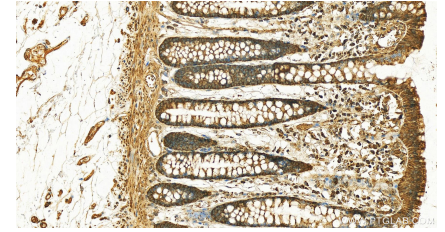
Selected Validation Data



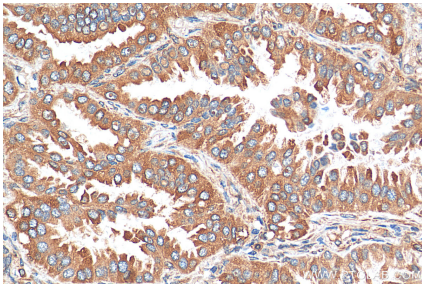
Various lysates were subjected to SDS PAGE followed by western blot with 29911-1-AP (Kindlin 2 antibody) at dilution of 1:6000 incubated at room temperature for 1.5 hours. This data was developed using the same antibody clone with 29911-1-PBS in a different storage buffer formulation.



Immunohistochemical analysis of paraffin-embedded human normal colon slide using 29911-1-AP (Kindlin 2 antibody) at dilution of 1:1200 (under 20x lens). Heat mediated antigen retrieval with Tris-EDTA buffer (pH 9.0). This data was developed using the same antibody clone with 29911-1-PBS in a different storage buffer formulation.



Immunohistochemical analysis of paraffin-embedded human normal colon slide using 29911-1-AP (Kindlin 2 antibody) at dilution of 1:1200 (under 20x lens). Heat mediated antigen retrieval with Tris-EDTA buffer (pH 9.0). This data was developed using the same antibody clone with 29911-1-PBS in a different storage buffer formulation.



Immunohistochemical analysis of paraffin-embedded human lung cancer tissue slide using 29911-1-AP (Kindlin 2 antibody) at dilution of 1:200 (under 40x lens). Heat mediated antigen retrieval with Tris-EDTA buffer (pH 9.0). This data was developed using the same antibody clone with 29911-1-PBS in a different storage buffer formulation.