

For Research Use Only

MEI4 Polyclonal antibody, PBS Only

Catalog Number: 29892-1-PBS



Basic Information

Catalog Number:

29892-1-PBS

Concentration:

1 mg/ml

Source:

Rabbit

Isotype:

IgG

Immunogen Catalog Number:

AG31859

GenBank Accession Number:

NM_001322247.1

GeneID (NCBI):

101928601

UNIPROT ID:

A8MW99

Full Name:

Meiosis-specific protein MEI4

Calculated MW:

44 kDa

Observed MW:

45 kDa

Purification Method:

Antigen affinity purification

Applications

Tested Applications:

WB, IHC, IF-P, Indirect ELISA

Species Specificity:

human, mouse

Background Information

Storage

Storage:

Store at -80°C.

The product is shipped with ice packs. Upon receipt, store it immediately at -80°C

Storage Buffer:

PBS only, pH7.3

For technical support and original validation data for this product please contact:

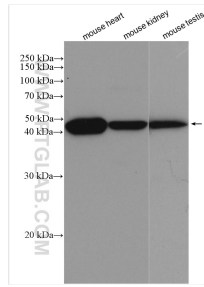
T: 4006900926

E: Proteintech-CN@ptglab.com

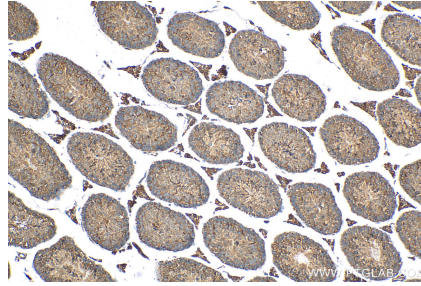
W: ptgcn.com

This product is exclusively available under Proteintech Group brand and is not available to purchase from any other manufacturer.

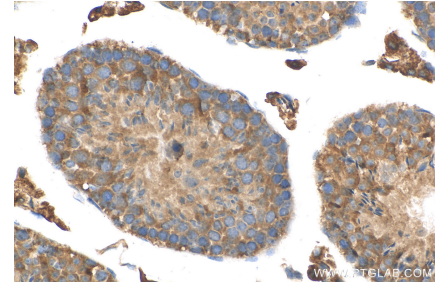
Selected Validation Data



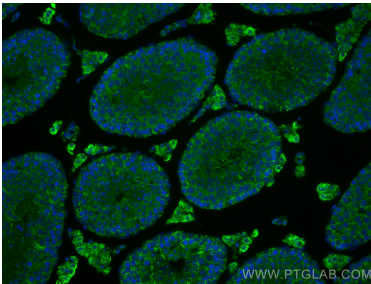
mouse heart tissue were subjected to SDS PAGE followed by western blot with 29892-1-AP (MEI4 antibody) at dilution of 1:4000 incubated at room temperature for 1.5 hours. This data was developed using the same antibody clone with 29892-1-PBS in a different storage buffer formulation.



Immunohistochemical analysis of paraffin-embedded mouse testis tissue slide using 29892-1-AP (MEI4 antibody) at dilution of 1:200 (under 10x lens). Heat mediated antigen retrieval with Tris-EDTA buffer (pH 9.0). This data was developed using the same antibody clone with 29892-1-PBS in a different storage buffer formulation.



Immunohistochemical analysis of paraffin-embedded mouse testis tissue slide using 29892-1-AP (MEI4 antibody) at dilution of 1:200 (under 40x lens). Heat mediated antigen retrieval with Tris-EDTA buffer (pH 9.0). This data was developed using the same antibody clone with 29892-1-PBS in a different storage buffer formulation.



Immunofluorescent analysis of (4% PFA) fixed mouse testis tissue using MEI4 antibody (29892-1-AP) at dilution of 1:200 and CoraLite®488-Conjugated AffiniPure Goat Anti-Rabbit IgG(H+L). This data was developed using the same antibody clone with 29892-1-PBS in a different storage buffer formulation.