

For Research Use Only

Claudin 7 Polyclonal antibody

Catalog Number: 29795-1-AP



Basic Information

Catalog Number: 29795-1-AP	GenBank Accession Number: BC001055	Purification Method: Antigen affinity purification
Size: 900 µg/ml	GeneID (NCBI): 1366	Recommended Dilutions: IHC 1:250-1:1000
Source: Rabbit	UNIPROT ID: O95471	
Isotype: IgG	Full Name: claudin 7	
Immunogen Catalog Number: AG31706	Calculated MW: 22.4 kDa	
	Observed MW: 23 kDa	

Applications

Tested Applications:

IHC, ELISA

Species Specificity:

Human

Note-IHC: suggested antigen retrieval with TE buffer pH 9.0; (*) Alternatively, antigen retrieval may be performed with citrate buffer pH 6.0

Positive Controls:

IHC : human colon tissue, mouse colon tissue, human oesophagus cancer tissue

Background Information

Claudins are a family of proteins that are the most important components of the tight junctions, where they establish the paracellular barrier that controls the flow of molecules in the intercellular space between the cells of an epithelium. 27 claudins have been identified. They are small (20-27 kilodalton (kDa)) proteins with very similar structure. They have four transmembrane domains, with the N-terminus and the C-terminus in the cytoplasm.

Storage

Storage:

Store at -20°C. Stable for one year after shipment.

Storage Buffer:

PBS with 0.02% sodium azide and 50% glycerol pH 7.3.

Aliquoting is unnecessary for -20°C storage

For technical support and original validation data for this product please contact:

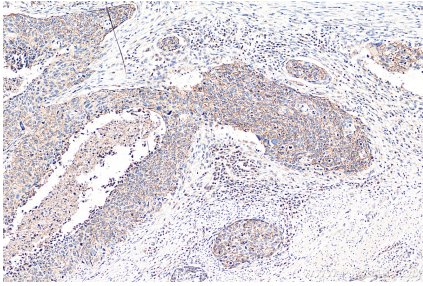
T: 4006900926

E: Proteintech-CN@ptglab.com

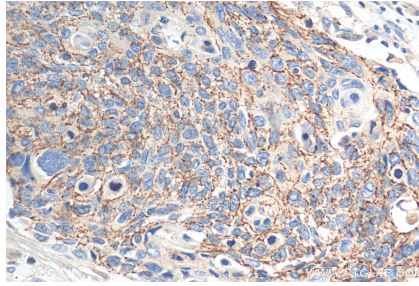
W: ptgcn.com

This product is exclusively available under Proteintech Group brand and is not available to purchase from any other manufacturer.

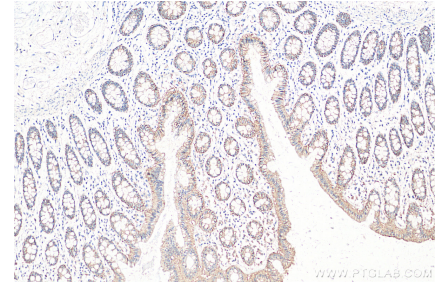
Selected Validation Data



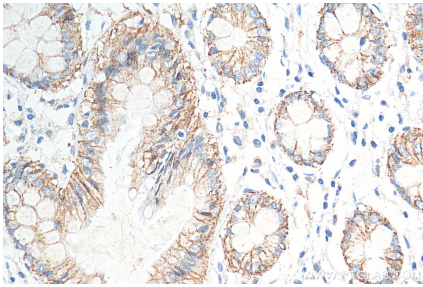
Immunohistochemical analysis of paraffin-embedded human oesophagus cancer tissue slide using 29795-1-AP (Claudin 7 antibody) at dilution of 1:500 (under 10x lens). Heat mediated antigen retrieval with Tris-EDTA buffer (pH 9.0).



Immunohistochemical analysis of paraffin-embedded human oesophagus cancer tissue slide using 29795-1-AP (Claudin 7 antibody) at dilution of 1:500 (under 40x lens). Heat mediated antigen retrieval with Tris-EDTA buffer (pH 9.0).



Immunohistochemical analysis of paraffin-embedded human colon tissue slide using 29795-1-AP (Claudin 7 antibody) at dilution of 1:500 (under 10x lens). Heat mediated antigen retrieval with Tris-EDTA buffer (pH 9.0).



Immunohistochemical analysis of paraffin-embedded human colon tissue slide using 29795-1-AP (Claudin 7 antibody) at dilution of 1:500 (under 40x lens). Heat mediated antigen retrieval with Tris-EDTA buffer (pH 9.0).