

For Research Use Only

POLD2 Polyclonal antibody, PBS Only

Catalog Number: 29765-1-PBS



Basic Information

Catalog Number:

29765-1-PBS

Size:

1 mg/ml

Source:

Rabbit

Isotype:

IgG

Immunogen Catalog Number:

AG31521

GenBank Accession Number:

BC000459

GeneID (NCBI):

5425

UNIPROT ID:

P49005

Full Name:

polymerase (DNA directed), delta 2,
regulatory subunit 50kDa

Calculated MW:

51 kDa

Observed MW:

48-51 kDa

Purification Method:

Antigen affinity purification

Applications

Tested Applications:

WB, IHC, IF/ICC, Indirect ELISA

Species Specificity:

human, mouse, rat

Background Information

POLD2, also named as DNA polymerase delta subunit 2, is a 469 amino acid protein, which belongs to the DNA polymerase delta/II small subunit family. The function of the small subunit is not yet clear. POLD2 has an essential function for the small subunit in the heterodimeric core enzyme.

Storage

Storage:

Store at -80°C.

The product is shipped with ice packs. Upon receipt, store it immediately at -80°C

Storage Buffer:

PBS Only

For technical support and original validation data for this product please contact:

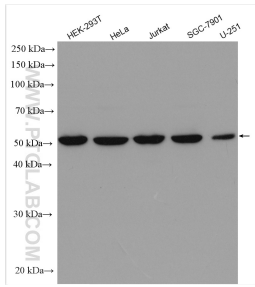
T: 4006900926

E: Proteintech-CN@ptglab.com

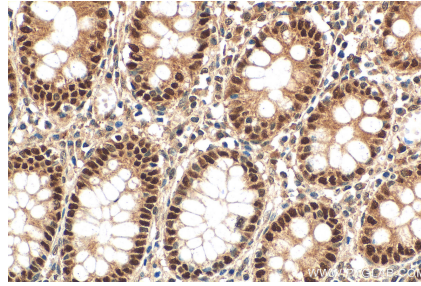
W: ptgcn.com

This product is exclusively available under Proteintech Group brand and is not available to purchase from any other manufacturer.

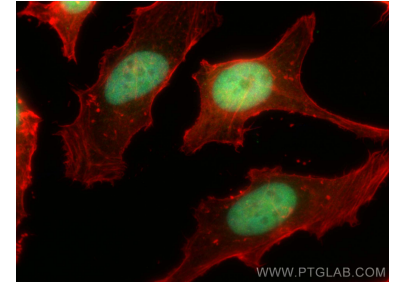
Selected Validation Data



Various lysates were subjected to SDS PAGE followed by western blot with 29765-1-AP (POLD2 antibody) at dilution of 1:2500 incubated at room temperature for 1.5 hours. This data was developed using the same antibody clone with 29765-1-PBS in a different storage buffer formulation.



Immunohistochemical analysis of paraffin-embedded human colon tissue slide using 29765-1-AP (POLD2 antibody) at dilution of 1:400 (under 40x lens). Heat mediated antigen retrieval with Tris-EDTA buffer (pH 9.0). This data was developed using the same antibody clone with 29765-1-PBS in a different storage buffer formulation.



Immunofluorescent analysis of (4% PFA) fixed HeLa cells using POLD2 antibody (29765-1-AP) at dilution of 1:1000 and CoraLite®488-Conjugated AffiniPure Goat Anti-Rabbit IgG(H+L), CL594-phalloidin (red). This data was developed using the same antibody clone with 29765-1-PBS in a different storage buffer formulation.