

For Research Use Only

EPX Polyclonal antibody, PBS Only

Catalog Number:29755-1-PBS



Basic Information

Catalog Number:

29755-1-PBS

Source:

Rabbit

Isotype:

IgG

Immunogen Catalog Number:

AG30561

GenBank Accession Number:

NM_000502

GeneID (NCBI):

8288

UNIPROT ID:

P11678

Full Name:

eosinophil peroxidase

Calculated MW:

81 kDa

Observed MW:

55 kDa

Purification Method:

Antigen affinity purification

Applications

Tested Applications:

WB, IHC, Indirect ELISA

Species Specificity:

human, mouse, pig

Background Information

Storage

Storage:

Store at -80°C.

The product is shipped with ice packs. Upon receipt, store it immediately at -80°C

Storage Buffer:

PBS only, pH7.3

For technical support and original validation data for this product please contact:

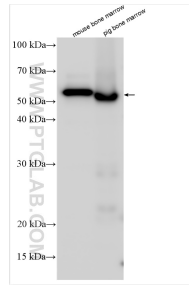
T: 4006900926

E: Proteintech-CN@ptglab.com

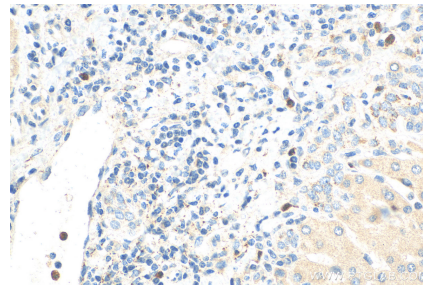
W: ptgcn.com

This product is exclusively available under Proteintech Group brand and is not available to purchase from any other manufacturer.

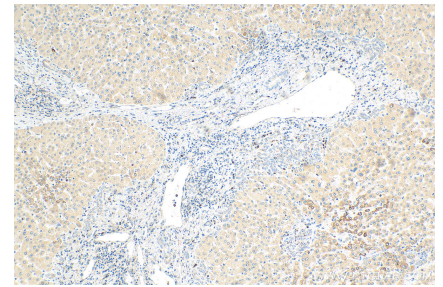
Selected Validation Data



Various lysates were subjected to SDS PAGE followed by western blot with 29755-1-AP (EPX antibody) at dilution of 1:3000 incubated at room temperature for 1.5 hours. This data was developed using the same antibody clone with 29755-1-PBS in a different storage buffer formulation.



Immunohistochemical analysis of paraffin-embedded human hepatocirrhosis tissue slide using 29755-1-AP (EPX antibody) at dilution of 1:400 (under 40x lens). Heat mediated antigen retrieval with Tris-EDTA buffer (pH 9.0). This data was developed using the same antibody clone with 29755-1-PBS in a different storage buffer formulation.



Immunohistochemical analysis of paraffin-embedded human hepatocirrhosis tissue slide using 29755-1-AP (EPX antibody) at dilution of 1:400 (under 10x lens). Heat mediated antigen retrieval with Tris-EDTA buffer (pH 9.0). This data was developed using the same antibody clone with 29755-1-PBS in a different storage buffer formulation.