

For Research Use Only

DSG2 Polyclonal antibody

Catalog Number: 29206-1-AP

Featured Product



Basic Information

Catalog Number:

29206-1-AP

Size:

750 µg/ml

Source:

Rabbit

Isotype:

IgG

Immunogen Catalog Number:

AG20633

GenBank Accession Number:

BC099655

GeneID (NCBI):

1829

UNIPROT ID:

Q14126

Full Name:

desmoglein 2

Calculated MW:

1118 aa, 122 kDa

Observed MW:

150-160 kDa

Purification Method:

Antigen affinity purification

Recommended Dilutions:

WB 1:1000-1:6000

IF 1:50-1:500

Applications

Tested Applications:

IF/ICC, WB, ELISA

Species Specificity:

Human

Positive Controls:

WB : HeLa cells, HEK-293 cells

IF : MCF-7 cells, A431 cells

Background Information

Storage

Storage:

Store at -20°C. Stable for one year after shipment.

Storage Buffer:

PBS with 0.02% sodium azide and 50% glycerol pH 7.3.

Aliquoting is unnecessary for -20°C storage

For technical support and original validation data for this product please contact:


T: 4006900926

E: Proteintech-CN@ptglab.com

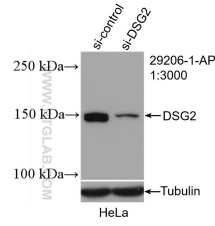
W: ptgcn.com

This product is exclusively available under Proteintech Group brand and is not available to purchase from any other manufacturer.

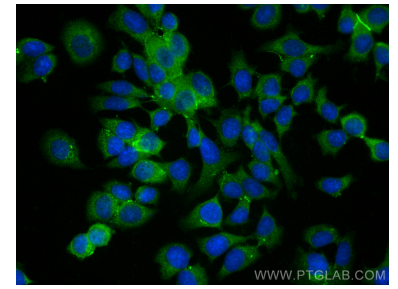
Selected Validation Data



HeLa cells were subjected to SDS PAGE followed by western blot with 29206-1-AP (DSG2 antibody) at dilution of 1:3000 incubated at room temperature for 1.5 hours.



WB result of DSG2 antibody (29206-1-AP; 1:3000; incubated at room temperature for 1.5 hours) with sh-Control and sh-DSG2 transfected HeLa cells.



Immunofluorescent analysis of (-20°C Methanol) fixed MCF-7 cells using DSG2 antibody (29206-1-AP) at dilution of 1:200 and CoraLite@488-Conjugated AffiniPure Goat Anti-Rabbit IgG(H+L).