

For Research Use Only

HSPA14 Polyclonal antibody, PBS Only

Catalog Number: 28503-1-PBS



Basic Information

Catalog Number:

28503-1-PBS

Size:

1 mg/ml

Source:

Rabbit

Isotype:

IgG

Immunogen Catalog Number:

AG27240

GenBank Accession Number:

BC119690

GeneID (NCBI):

51182

UNIPROT ID:

Q0VDF9

Full Name:

heat shock 70kDa protein 14

Observed MW:

55 kDa

Purification Method:

Antigen affinity purification

Applications

Tested Applications:

WB, IHC, IF/ICC, Indirect ELISA

Species Specificity:

human

Background Information

Storage

Storage:

Store at -80°C.

The product is shipped with ice packs. Upon receipt, store it immediately at -80°C

Storage Buffer:

PBS Only

For technical support and original validation data for this product please contact:

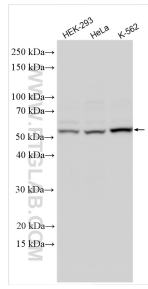
T: 4006900926

E: Proteintech-CN@ptglab.com

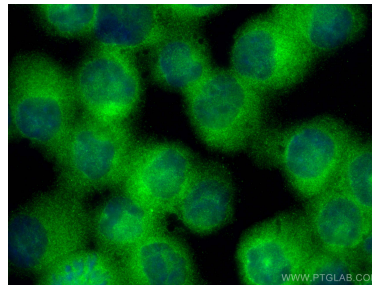
W: ptgcn.com

This product is exclusively available under Proteintech Group brand and is not available to purchase from any other manufacturer.

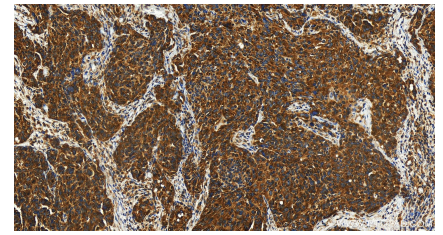
Selected Validation Data



Various lysates were subjected to SDS PAGE followed by western blot with 28503-1-AP (HSPA14 antibody) at dilution of 1:1000 incubated at room temperature for 1.5 hours. This data was developed using the same antibody clone with 28503-1-PBS in a different storage buffer formulation.



Immunofluorescent analysis of (4% PFA) fixed K-562 cells using HSPA14 antibody (28503-1-AP) at dilution of 1:200 and CoraLite®488-Conjugated AffiniPure Goat Anti-Rabbit IgG(H+L). This data was developed using the same antibody clone with 28503-1-PBS in a different storage buffer formulation.



Immunohistochemical analysis of paraffin-embedded human ovary cancer tissue slide using 28503-1-AP (HSPA14 antibody) at dilution of 1:200 (under 20x lens). Heat mediated antigen retrieval with Tris-EDTA buffer (pH 9.0). This data was developed using the same antibody clone with 28503-1-PBS in a different storage buffer formulation.