

For Research Use Only

# ABCG5 Polyclonal antibody, PBS Only

Catalog Number: 27722-1-PBS



## Basic Information

Catalog Number:

27722-1-PBS

Source:

Rabbit

Isotype:

IgG

Immunogen Catalog Number:

AG26844

GenBank Accession Number:

NM\_022436

GeneID (NCBI):

64240

UNIPROT ID:

Q9H222

Full Name:

ATP-binding cassette, sub-family G (WHITE), member 5

Calculated MW:

72 kDa

Observed MW:

68 kDa-72 kDa

Purification Method:

Antigen affinity purification

## Applications

Tested Applications:

WB, Indirect ELISA

Species Specificity:

human, mouse, rat

## Background Information

ABCG5 belongs to the ABC transporter subfamily, whose members are "half-transporters" that require the formation of homodimers or heterodimers to function (PMID: 14504269). ABCG5 and ABCG8 form an obligate heterodimer that limits intestinal absorption and facilitates biliary secretion of cholesterol and phytosterols (PMID: 24252657). Mutations in ABCG5e may contribute to sterol accumulation and atherosclerosis (PMID: 15054092).

## Storage

Storage:

Store at -80°C.

**The product is shipped with ice packs. Upon receipt, store it immediately at -80°C**

Storage Buffer:

PBS only, pH7.3

For technical support and original validation data for this product please contact:

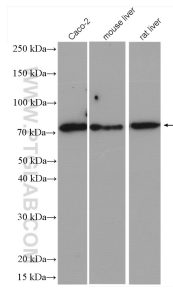
T: 4006900926

E: [Proteintech-CN@ptglab.com](mailto:Proteintech-CN@ptglab.com)


W: [ptgcn.com](http://ptgcn.com)

**This product is exclusively available under Proteintech Group brand and is not available to purchase from any other manufacturer.**

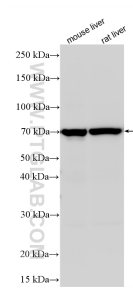
## Selected Validation Data



Various lysates were subjected to SDS PAGE followed by western blot with 27722-1-AP (ABCG5 antibody) at dilution of 1:1000 incubated at room temperature for 1.5 hours. This data was developed using the same antibody clone with 27722-1-PBS in a different storage buffer formulation.



Various lysates were subjected to SDS PAGE followed by western blot with 27722-1-AP (ABCG5 antibody) at dilution of 1:800 incubated at room temperature for 1.5 hours. This data was developed using the same antibody clone with 27722-1-PBS in a different storage buffer formulation.



Various lysates were subjected to SDS PAGE followed by western blot with 27722-1-AP (ABCG5 antibody) at dilution of 1:1000 incubated at room temperature for 1.5 hours. This data was developed using the same antibody clone with 27722-1-PBS in a different storage buffer formulation.