

For Research Use Only

ACTRT3/ARPM1 Polyclonal antibody

Catalog Number: 27580-1-AP

1 Publications



Basic Information

Catalog Number:

27580-1-AP

Size:

350 µg/ml

Source:

Rabbit

Isotype:

IgG

Immunogen Catalog Number:

AG25951

GenBank Accession Number:

BC007289

GeneID (NCBI):

84517

UNIPROT ID:

Q9BYD9

Full Name:

actin related protein M1

Calculated MW:

41 kDa

Observed MW:

41 kDa

Purification Method:

Antigen affinity purification

Recommended Dilutions:

WB 1:500-1:2000

IHC 1:50-1:500

IF/ICC 1:50-1:500

Applications

Tested Applications:

IF/ICC, IHC, WB, ELISA

Cited Applications:

WB

Species Specificity:

Human, mouse, rat

Cited Species:

mouse

Note-IHC: suggested antigen retrieval with TE buffer pH 9.0; (*) Alternatively, antigen retrieval may be performed with citrate buffer pH 6.0

Positive Controls:

WB : rat testis tissue, mouse testis tissue

IHC : human colon tissue, human testis tissue

IF/ICC : U2OS cells,

Background Information

Notable Publications

Author	Pubmed ID	Journal	Application
Naila Umer	34869336	Front Cell Dev Biol	WB

Storage

Storage:

Store at -20°C. Stable for one year after shipment.

Storage Buffer:

PBS with 0.02% sodium azide and 50% glycerol pH 7.3.

Aliquoting is unnecessary for -20°C storage

For technical support and original validation data for this product please contact:

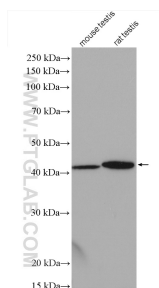
T: 4006900926

E: Proteintech-CN@ptglab.com

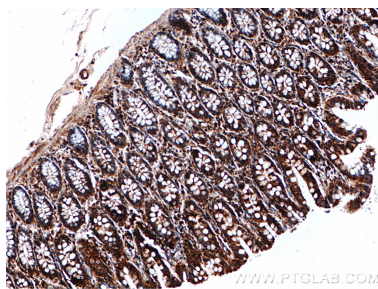
W: ptgcn.com

This product is exclusively available under Proteintech Group brand and is not available to purchase from any other manufacturer.

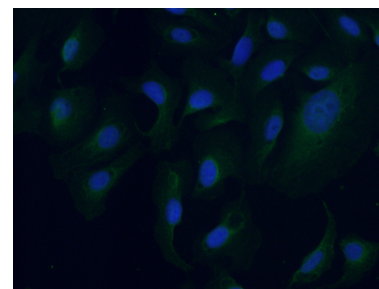
Selected Validation Data



various lysates were subjected to SDS PAGE followed by western blot with 27580-1-AP (ARPM1 antibody) at dilution of 1:2000 incubated at room temperature for 1.5 hours.



Immunohistochemical analysis of paraffin-embedded human colon tissue slide using 27580-1-AP (ARPM1 antibody) at dilution of 1:200 (under 10x lens).



Immunofluorescent analysis of (4% PFA) fixed U2OS cells using 27580-1-AP (ARPM1 antibody) at dilution of 1:50 and Alexa Fluor 488-Conjugated AffiniPure Goat Anti-Rabbit IgG(H+L).