

For Research Use Only

# EDEM3 Polyclonal antibody, PBS Only

Catalog Number: 27310-1-PBS



## Basic Information

Catalog Number:

27310-1-PBS

Size:

1 mg/ml

Source:

Rabbit

Isotype:

IgG

Immunogen Catalog Number:

AG26123

GenBank Accession Number:

BC016464

GeneID (NCBI):

80267

UNIPROT ID:

Q9BZQ6

Full Name:

ER degradation enhancer,  
mannosidase alpha-like 3

Calculated MW:

105 kDa

Observed MW:

100-110 kDa

Purification Method:

Antigen affinity purification

## Applications

Tested Applications:

WB, IHC, IP, Indirect ELISA

Species Specificity:

human, mouse

## Background Information

### Storage

Storage:

Store at -80°C.

**The product is shipped with ice packs. Upon receipt, store it immediately at -80°C**

Storage Buffer:

PBS Only

For technical support and original validation data for this product please contact:


T: 4006900926

E: [Proteintech-CN@ptglab.com](mailto:Proteintech-CN@ptglab.com)

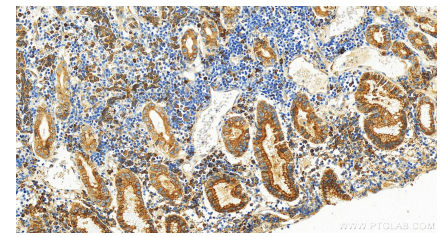
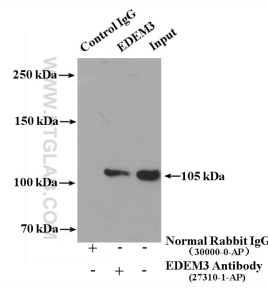
W: [ptgcn.com](http://ptgcn.com)

**This product is exclusively available under Proteintech Group brand and is not available to purchase from any other manufacturer.**

## Selected Validation Data



Various lysates were subjected to SDS PAGE followed by western blot with 27310-1-AP (EDEM3 antibody) at dilution of 1:1500 incubated at room temperature for 1.5 hours. This data was developed using the same antibody clone with 27310-1-PBS in a different storage buffer formulation.



Immunohistochemical analysis of paraffin-embedded human stomach cancer tissue slide using 27310-1-AP (EDEM3 antibody) at dilution of 1:200 (under 20x lens). Heat mediated antigen retrieval with Tris-EDTA buffer (pH 9.0). This data was developed using the same antibody clone with 27310-1-PBS in a different storage buffer formulation.