

For Research Use Only

NLGN4X Polyclonal antibody, PBS Only

Catalog Number: 27278-1-PBS



Basic Information

Catalog Number:

27278-1-PBS

Concentration:

1 mg/ml

Source:

Rabbit

Isotype:

IgG

Immunogen Catalog Number:

AG2426

GenBank Accession Number:

BC034018

GeneID (NCBI):

57502

UNIPROT ID:

Q8NOW4

Full Name:

neuroligin 4, X-linked

Calculated MW:

92 kDa

Observed MW:

90-100 kDa

Purification Method:

Antigen affinity purification

Applications

Tested Applications:

WB, IHC, Indirect ELISA

Species Specificity:

human, mouse, rat, pig

Background Information

NLGN4X is a member of the type-B carboxylesterase/lipase protein family. The encoded protein belongs to a family of neuronal cell surface proteins. Members of this family may act as splice site-specific ligands for beta-neurexins and may be involved in the formation and remodeling of central nervous system synapses. The encoded protein interacts with discs large homolog 4 (DLG4). Mutations in this gene have been associated with autism and Asperger syndrome. NLGN4X has two isoforms with predicted MW's of 92 kDa and 94 kDa.

Storage

Storage:

Store at -80°C.

The product is shipped with ice packs. Upon receipt, store it immediately at -80°C

Storage Buffer:

PBS only, pH7.3

For technical support and original validation data for this product please contact:

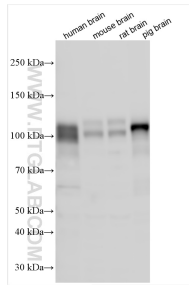
T: 4006900926

E: Proteintech-CN@ptglab.com

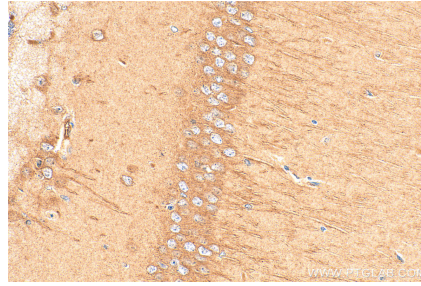
W: ptgcn.com

This product is exclusively available under Proteintech Group brand and is not available to purchase from any other manufacturer.

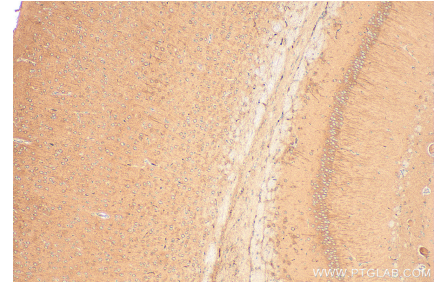
Selected Validation Data



Various lysates were subjected to SDS PAGE followed by western blot with 27278-1-AP (NLGN4X antibody) at dilution of 1:500 incubated at room temperature for 1.5 hours. This data was developed using the same antibody clone with 27278-1-PBS in a different storage buffer formulation.



Immunohistochemical analysis of paraffin-embedded mouse brain tissue slide using 27278-1-AP (NLGN4X antibody) at dilution of 1:200 (under 40x lens). Heat mediated antigen retrieval with Tris-EDTA buffer (pH 9.0). This data was developed using the same antibody clone with 27278-1-PBS in a different storage buffer formulation.



Immunohistochemical analysis of paraffin-embedded mouse brain tissue slide using 27278-1-AP (NLGN4X antibody) at dilution of 1:200 (under 10x lens). Heat mediated antigen retrieval with Tris-EDTA buffer (pH 9.0). This data was developed using the same antibody clone with 27278-1-PBS in a different storage buffer formulation.