

For Research Use Only

# DMXL2 Polyclonal antibody

Catalog Number: 27123-1-AP



## Basic Information

Catalog Number:

27123-1-AP

Size:

500 µg/ml

Source:

Rabbit

Isotype:

IgG

Immunogen Catalog Number:

AG25953

GenBank Accession Number:

BC140781

GeneID (NCBI):

23312

UNIPROT ID:

Q8TDJ6

Full Name:

Dmx-like 2

Calculated MW:

3036 aa, 340 kDa

Observed MW:

340 kDa

Purification Method:

Antigen affinity purification

Recommended Dilutions:

WB 1:500-1:1000

IHC 1:50-1:500

## Applications

Tested Applications:

IHC, WB, ELISA

Species Specificity:

human, mouse

**Note-IHC: suggested antigen retrieval with TE buffer pH 9.0; (\*) Alternatively, antigen retrieval may be performed with citrate buffer pH 6.0**

Positive Controls:

WB : HEK-293 cells, HeLa cells, Jurkat cells, MCF-7 cells, mouse brain tissue

IHC : human testis tissue,

## Background Information

### Storage

Storage:

Store at -20°C. Stable for one year after shipment.

Storage Buffer:

PBS with 0.02% sodium azide and 50% glycerol pH 7.3.

Aliquoting is unnecessary for -20°C storage

For technical support and original validation data for this product please contact:

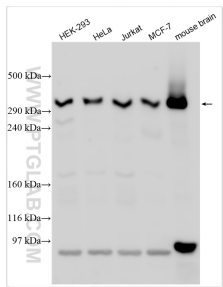
T: 4006900926

E: [Proteintech-CN@ptglab.com](mailto:Proteintech-CN@ptglab.com)

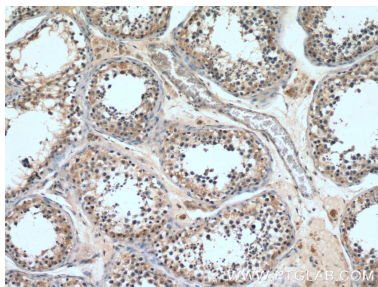
W: [ptgcn.com](http://ptgcn.com)

This product is exclusively available under Proteintech Group brand and is not available to purchase from any other manufacturer.

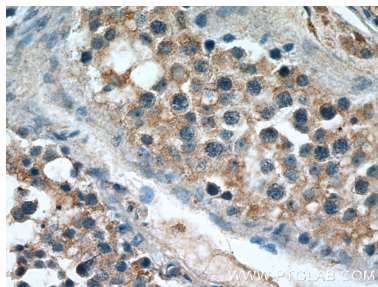
Selected Validation Data



Various lysates were subjected to SDS PAGE followed by western blot with 27123-1-AP (DMXL2 antibody) at dilution of 1:500 incubated at room temperature for 1.5 hours.



Immunohistochemical analysis of paraffin-embedded human testis tissue slide using 27123-1-AP (DMXL2 Antibody) at dilution of 1:200 (under 10x lens).



Immunohistochemical analysis of paraffin-embedded human testis tissue slide using 27123-1-AP (DMXL2 Antibody) at dilution of 1:200 (under 40x lens).