

For Research Use Only

IARS Polyclonal antibody

Catalog Number: 26942-1-AP

Featured Product

6 Publications



Basic Information

Catalog Number:

26942-1-AP

Concentration:

450 µg/ml

Source:

Rabbit

Isotype:

IgG

Immunogen Catalog Number:

AG25686

GenBank Accession Number:

BC065552

GeneID (NCBI):

3376

UNIPROT ID:

P41252

Full Name:

isoleucyl-tRNA synthetase

Calculated MW:

144 kDa

Observed MW:

145 kDa

Purification Method:

Antigen affinity purification

Recommended Dilutions:

WB 1:1000-1:4000

IP 0.5-4.0 µg for 1.0-3.0 mg of total protein lysate

IHC 1:50-1:500

Applications

Tested Applications:

WB, IP, IHC, ELISA

Cited Applications:

WB, IF

Species Specificity:

human

Cited Species:

human, mouse, rat

Note-IHC: suggested antigen retrieval with TE buffer pH 9.0; (*) Alternatively, antigen retrieval may be performed with citrate buffer pH 6.0

Positive Controls:

WB : K-562 cells, U2OS cells

IP : U2OS cells,

IHC : human testis tissue, human liver cancer tissue

Background Information

Notable Publications

Author	Pubmed ID	Journal	Application
Krishnendu Khan	36037331	Proc Natl Acad Sci U S A	WB
Wang Zhang	35460826	Food Chem Toxicol	WB
Raja H Ali	39892392	Mol Cell	WB

Storage

Storage:

Store at -20°C. Stable for one year after shipment.

Storage Buffer:

PBS with 0.02% sodium azide and 50% glycerol, pH7.3

Aliquoting is unnecessary for -20°C storage

For technical support and original validation data for this product please contact:

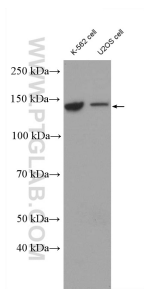
T: 4006900926

E: Proteintech-CN@ptglab.com

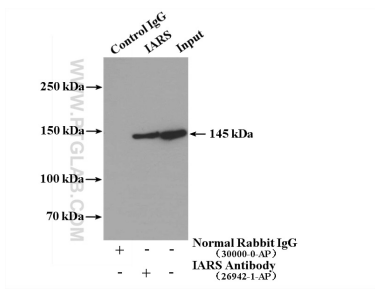
W: ptgcn.com

This product is exclusively available under Proteintech Group brand and is not available to purchase from any other manufacturer.

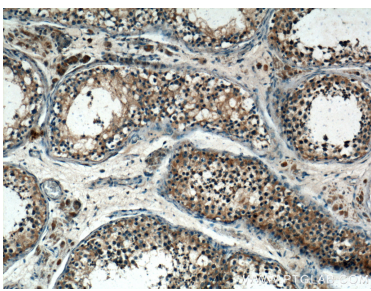
Selected Validation Data



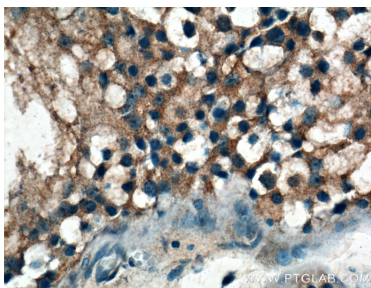
K-562 cells and U2OS cells were subjected to SDS PAGE followed by western blot with 26942-1-AP (IARS antibody) at dilution of 1:2000 incubated at room temperature for 1.5 hours.



IP result of anti-IARS (IP:26942-1-AP, 4ug; Detection:26942-1-AP 1:300) with U2OS cells lysate 1800 ug.



Immunohistochemical analysis of paraffin-embedded human testis tissue slide using 26942-1-AP (IARS Antibody) at dilution of 1:200 (under 10x lens).



Immunohistochemical analysis of paraffin-embedded human testis tissue slide using 26942-1-AP (IARS Antibody) at dilution of 1:200 (under 40x lens).