

For Research Use Only

CCDC78 Polyclonal antibody, PBS Only

Catalog Number: 26876-1-PBS



Basic Information

Catalog Number:

26876-1-PBS

Source:

Rabbit

Isotype:

IgG

Immunogen Catalog Number:

AG23161

GenBank Accession Number:

BC042110

GeneID (NCBI):

124093

UNIPROT ID:

A2IDD5

Full Name:

coiled-coil domain containing 78

Observed MW:

35-37 kDa

Purification Method:

Antigen affinity purification

Applications

Tested Applications:

WB, IHC, Indirect ELISA

Species Specificity:

human, mouse, rat

Background Information

Storage

Storage:

Store at -80°C.

The product is shipped with ice packs. Upon receipt, store it immediately at -80°C

Storage Buffer:

PBS only, pH7.3

For technical support and original validation data for this product please contact:

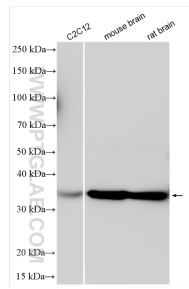
T: 4006900926

E: Proteintech-CN@ptglab.com

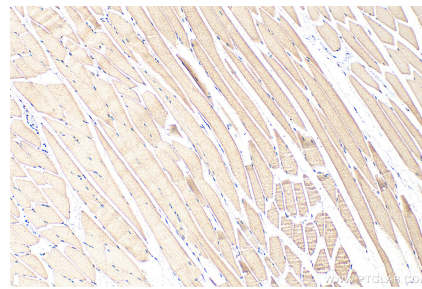
W: ptgcn.com

This product is exclusively available under Proteintech Group brand and is not available to purchase from any other manufacturer.

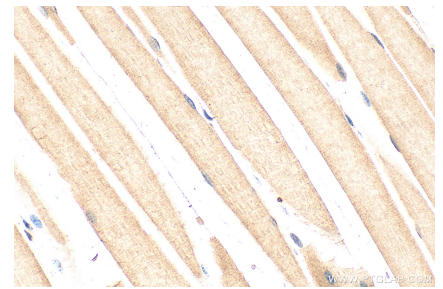
Selected Validation Data



Various lysates were subjected to SDS PAGE followed by western blot with 26876-1-AP (CCDC78 antibody) at dilution of 1:1000 incubated at room temperature for 1.5 hours. This data was developed using the same antibody clone with 26876-1-PBS in a different storage buffer formulation.



Immunohistochemical analysis of paraffin-embedded mouse skeletal muscle tissue slide using 26876-1-AP (CCDC78 antibody) at dilution of 1:200 (under 10x lens). Heat mediated antigen retrieval with Tris-EDTA buffer (pH 9.0). This data was developed using the same antibody clone with 26876-1-PBS in a different storage buffer formulation.



Immunohistochemical analysis of paraffin-embedded mouse skeletal muscle tissue slide using 26876-1-AP (CCDC78 antibody) at dilution of 1:200 (under 40x lens). Heat mediated antigen retrieval with Tris-EDTA buffer (pH 9.0). This data was developed using the same antibody clone with 26876-1-PBS in a different storage buffer formulation.