

For Research Use Only

GDF11 Polyclonal antibody, PBS Only

Catalog Number: 26715-1-PBS



Basic Information

Catalog Number:

26715-1-PBS

Source:

Rabbit

Isotype:

IgG

Immunogen Catalog Number:

AG25107

GenBank Accession Number:

NM_005811

GeneID (NCBI):

10220

UNIPROT ID:

O95390

Full Name:

growth differentiation factor 11

Calculated MW:

45 kDa

Observed MW:

45 kDa

Purification Method:

Antigen affinity purification

Applications

Tested Applications:

WB, IHC, FC (Intra), Indirect ELISA

Species Specificity:

human

Background Information

Storage

Storage:

Store at -80°C.

The product is shipped with ice packs. Upon receipt, store it immediately at -80°C

Storage Buffer:

PBS only, pH7.3

For technical support and original validation data for this product please contact:


T: 4006900926

E: Proteintech-CN@ptglab.com

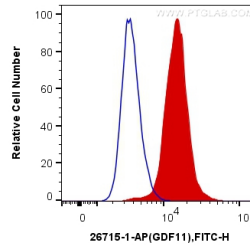
W: ptgcn.com

This product is exclusively available under Proteintech Group brand and is not available to purchase from any other manufacturer.

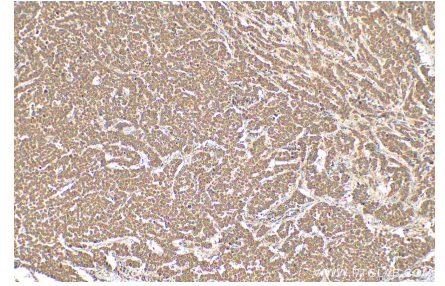
Selected Validation Data



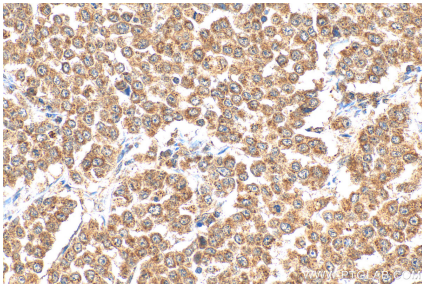
K-562 cells were subjected to SDS PAGE followed by western blot with 26715-1-AP (GDF11 antibody) at dilution of 1:1000 incubated at room temperature for 1.5 hours. This data was developed using the same antibody clone with 26715-1-PBS in a different storage buffer formulation.



1×10^6 HeLa cells were intracellularly stained with 0.2 ug Anti-Human GDF11 (26715-1-AP) and CoraLite®488-Conjugated AffiniPure Goat Anti-Rabbit IgG(H+L) at dilution 1:1000 (red), or 0.2 ug Control Antibody. Cells were fixed with 4% PFA and permeabilized with Flow Cytometry Perm Buffer (PF00011-C). This data was developed using the same antibody clone with 26715-1-PBS in a different storage buffer formulation.



Immunohistochemical analysis of paraffin-embedded human colon cancer tissue slide using 26715-1-AP (GDF11 antibody) at dilution of 1:200 (under 10x lens). Heat mediated antigen retrieval with Tris-EDTA buffer (pH 9.0). This data was developed using the same antibody clone with 26715-1-PBS in a different storage buffer formulation.



Immunohistochemical analysis of paraffin-embedded human colon cancer tissue slide using 26715-1-AP (GDF11 antibody) at dilution of 1:200 (under 40x lens). Heat mediated antigen retrieval with Tris-EDTA buffer (pH 9.0). This data was developed using the same antibody clone with 26715-1-PBS in a different storage buffer formulation.