

For Research Use Only

FAM131B Polyclonal antibody

Catalog Number: 26498-1-AP



Basic Information

Catalog Number:

26498-1-AP

Size:

1300 µg/ml

Source:

Rabbit

Isotype:

IgG

Immunogen Catalog Number:

AG24143

GenBank Accession Number:

BC045611

GeneID (NCBI):

9715

UNIPROT ID:

Q86XD5

Full Name:

family with sequence similarity 131, member B

Observed MW:

35-40 kDa

Purification Method:

Antigen affinity purification

Recommended Dilutions:

WB 1:1000-1:8000

IHC 1:50-1:500

IF 1:50-1:500

Applications

Tested Applications:

IF/ICC, IHC, WB, ELISA

Species Specificity:

human

Note-IHC: suggested antigen retrieval with TE buffer pH 9.0; (*) Alternatively, antigen retrieval may be performed with citrate buffer pH 6.0

Positive Controls:

WB : PC-3 cells, SH-SY5Y cells

IHC : human brain tissue,

IF : SH-SY5Y cells,

Background Information

FAM131B, also named as KIAA0773, has some isoforms with MW 35-40 kDa.

Storage

Storage:

Store at -20°C. Stable for one year after shipment.

Storage Buffer:

PBS with 0.02% sodium azide and 50% glycerol pH 7.3.

Aliquoting is unnecessary for -20°C storage

For technical support and original validation data for this product please contact:


T: 4006900926

E: Proteintech-CN@ptglab.com

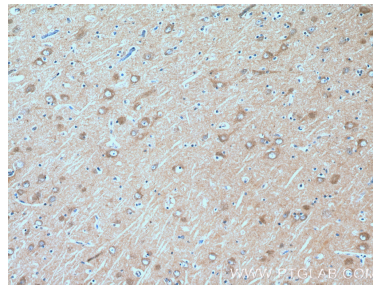
W: ptgcn.com

This product is exclusively available under Proteintech Group brand and is not available to purchase from any other manufacturer.

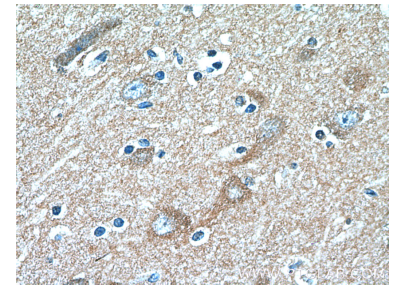
Selected Validation Data



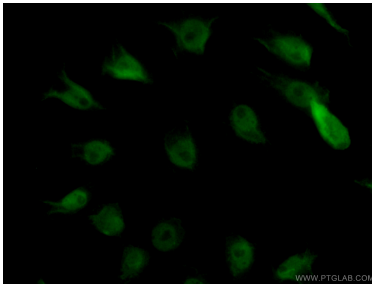
PC-3 cells were subjected to SDS PAGE followed by western blot with 26498-1-AP (FAM131B Antibody) at dilution of 1:4000 incubated at room temperature for 1.5 hours.



Immunohistochemical analysis of paraffin-embedded human brain tissue slide using 26498-1-AP (FAM131B Antibody) at dilution of 1:200 (under 10x lens).



Immunohistochemical analysis of paraffin-embedded human brain tissue slide using 26498-1-AP (FAM131B Antibody) at dilution of 1:200 (under 40x lens).



Immunofluorescent analysis of (4% PFA) fixed SH-SY5Y cells using 26498-1-AP (FAM131B antibody) at dilution of 1:50 and Alexa Fluor 488-conjugated AffiniPure Goat Anti-Rabbit IgG(H+L).