

For Research Use Only

TMEM97 Polyclonal antibody

Catalog Number: 26444-1-AP

Featured Product

7 Publications



Basic Information

Catalog Number:

26444-1-AP

Size:

500 µg/ml

Source:

Rabbit

Isotype:

IgG

Immunogen Catalog Number:

AG23917

GenBank Accession Number:

BC045655

GeneID (NCBI):

27346

UNIPROT ID:

Q5BJF2

Full Name:

transmembrane protein 97

Observed MW:

19-20 kDa

Purification Method:

Antigen affinity purification

Recommended Dilutions:

WB 1:500-1:1000

IHC 1:50-1:500

Applications

Tested Applications:

WB, IHC, ELISA

Cited Applications:

WB, IHC

Species Specificity:

human, mouse

Cited Species:

human, mouse

Note-IHC: suggested antigen retrieval with TE buffer pH 9.0; (*) Alternatively, antigen retrieval may be performed with citrate buffer pH 6.0

Positive Controls:

WB : Caco-2 cells, mouse testis tissue

IHC : mouse testis tissue, human liver tissue

Background Information

Notable Publications

Author	Pubmed ID	Journal	Application
Yu-Shiuan Cheng	34799735	Nat Chem Biol	WB
Hongtao Shen	34245862	Cell Signal	
Yu Zhang	33405049	J Bioenerg Biomembr	WB

Storage

Storage:

Store at -20°C. Stable for one year after shipment.

Storage Buffer:

PBS with 0.02% sodium azide and 50% glycerol pH 7.3.

Aliquoting is unnecessary for -20°C storage

For technical support and original validation data for this product please contact:

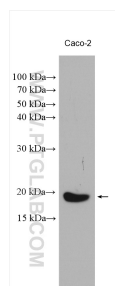
T: 4006900926

E: Proteintech-CN@ptglab.com

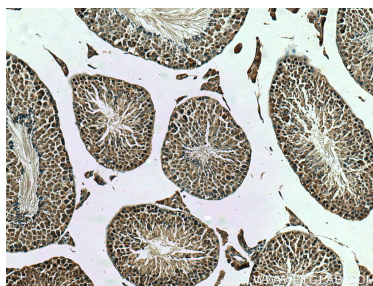
W: ptgcn.com

This product is exclusively available under Proteintech Group brand and is not available to purchase from any other manufacturer.

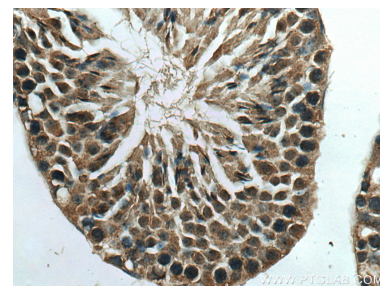
Selected Validation Data



Caco-2 cells were subjected to SDS PAGE followed by western blot with 26444-1-AP (TMEM97 antibody) at dilution of 1:600 incubated at room temperature for 1.5 hours.



Immunohistochemical analysis of paraffin-embedded mouse testis tissue slide using 26444-1-AP (TMEM97 antibody) at dilution of 1:200 (under 10x lens). Heat mediated antigen retrieval with Tris-EDTA buffer (pH 9.0).



Immunohistochemical analysis of paraffin-embedded mouse testis tissue slide using 26444-1-AP (TMEM97 antibody) at dilution of 1:200 (under 40x lens). Heat mediated antigen retrieval with Tris-EDTA buffer (pH 9.0).