

For Research Use Only

RNF14 Polyclonal antibody

Catalog Number: 26368-1-AP



Basic Information

Catalog Number:

26368-1-AP

Size:

800 ug/ml

Source:

Rabbit

Isotype:

IgG

Immunogen Catalog Number:

AG23734

GenBank Accession Number:

BC126185

GeneID (NCBI):

9604

UNIPROT ID:

Q9UBS8

Full Name:

ring finger protein 14

Observed MW:

47-54 kDa

Purification Method:

Antigen affinity purification

Recommended Dilutions:

WB 1:500-1:1000

IP 0.5-4.0 ug for 1.0-3.0 mg of total protein lysate

IHC 1:50-1:500

IF/ICC 1:50-1:500

Applications

Tested Applications:

WB, IHC, IF/ICC, IP, ELISA

Species Specificity:

human

Note-IHC: suggested antigen retrieval with TE buffer pH 9.0; (*) Alternatively, antigen retrieval may be performed with citrate buffer pH 6.0

Positive Controls:

WB : HEK-293T cells, COLO 320 cells

IP : COLO 320 cells,

IHC : human colon cancer tissue,

IF/ICC : HEK-293 cells,

Background Information

Storage

Storage:

Store at -20°C. Stable for one year after shipment.

Storage Buffer:

PBS with 0.02% sodium azide and 50% glycerol pH 7.3.

Aliquoting is unnecessary for -20°C storage

For technical support and original validation data for this product please contact:

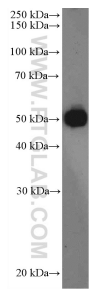
T: 4006900926

E: Proteintech-CN@ptglab.com

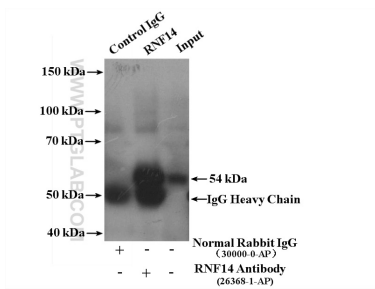
W: ptgcn.com

This product is exclusively available under Proteintech Group brand and is not available to purchase from any other manufacturer.

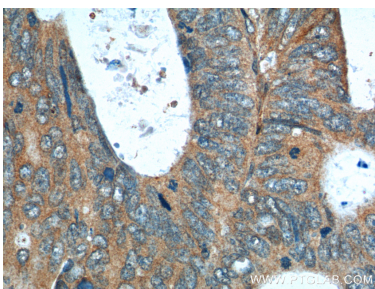
Selected Validation Data



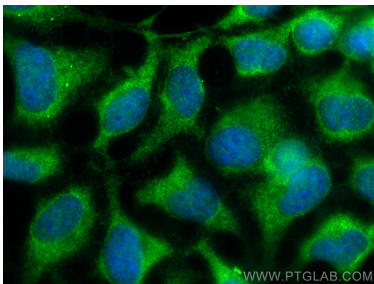
HEK-293T cells were subjected to SDS PAGE followed by western blot with 26368-1-AP (RNF 14 Antibody) at dilution of 1:600 incubated at room temperature for 1.5 hours.



IP result of anti-RNF14 (IP:26368-1-AP, 4ug; Detection:26368-1-AP 1:600) with COLO 320 cells lysate 4000ug.



Immunohistochemical analysis of paraffin-embedded human colon cancer tissue slide using 26368-1-AP (RNF 14 Antibody) at dilution of 1:200 (under 40x lens).



Immunofluorescent analysis of (-20°C Ethanol) fixed HEK-293 cells using RNF 14 antibody (26368-1-AP) at dilution of 1:200 and CoraLite®488-Conjugated AffiniPure Goat Anti-Rabbit IgG(H+L) (SA00013-2).