

For Research Use Only

RDX Polyclonal antibody

Catalog Number: 26105-1-AP



Basic Information

Catalog Number:

26105-1-AP

Size:

300 µg/ml

Source:

Rabbit

Isotype:

IgG

Immunogen Catalog Number:

AG23532

GenBank Accession Number:

BC047109

GeneID (NCBI):

5962

UNIPROT ID:

P35241

Full Name:

radixin

Calculated MW:

583 aa, 68 kDa

Observed MW:

70-75 kDa

Purification Method:

Antigen affinity purification

Recommended Dilutions:

WB 1:1000-1:4000

IF/ICC 1:50-1:500

Applications

Tested Applications:

IF/ICC, WB, ELISA

Species Specificity:

human, mouse, rat, monkey

Positive Controls:

WB : COS-7 cells, HeLa cells, Jurkat cells, mouse liver tissue, C6 cells, mouse brain tissue, mouse lung tissue, rat brain tissue

IF/ICC : HeLa cells,

Background Information

Storage

Storage:

Store at -20°C. Stable for one year after shipment.

Storage Buffer:

PBS with 0.02% sodium azide and 50% glycerol pH 7.3.

Aliquoting is unnecessary for -20°C storage

For technical support and original validation data for this product please contact:

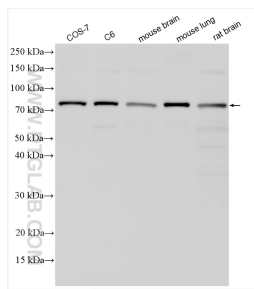
T: 4006900926

E: Proteintech-CN@ptglab.com

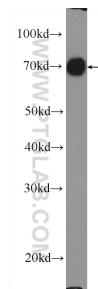
W: ptgcn.com

This product is exclusively available under Proteintech Group brand and is not available to purchase from any other manufacturer.

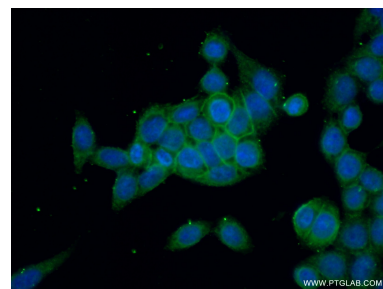
Selected Validation Data



Various lysates were subjected to SDS PAGE followed by western blot with 26105-1-AP (RDX antibody) at dilution of 1:2000 incubated at room temperature for 1.5 hours.



mouse liver tissue were subjected to SDS PAGE followed by western blot with 26105-1-AP (RDX Antibody) at dilution of 1:1000 incubated at room temperature for 1.5 hours.



Immunofluorescent analysis of (-20℃ Ethanol) fixed HeLa cells using 26105-1-AP (RDX antibody) at dilution of 1:50 and Alexa Fluor 488-conjugated AffiniPure Goat Anti-Rabbit IgG(H+L).