

RNF217 Polyclonal antibody

Catalog Number: 26084-1-AP

Basic Information

Catalog Number: 26084-1-AP	GenBank Accession Number: BC026087	Purification Method: Antigen affinity purification
Size: 400 µg/ml	GeneID (NCBI): 154214	Recommended Dilutions: IHC 1:50-1:500 IF/ICC 1:50-1:500
Source: Rabbit	UNIPROT ID: Q8TC41	
Isotype: IgG	Full Name: ring finger protein 217	
Immunogen Catalog Number: AG22022	Calculated MW: 275 aa, 32 kDa Observed MW: 59, 32 kDa	

Applications

Tested Applications: IF/ICC, IHC, ELISA	Positive Controls: IHC : human liver tissue, IF/ICC : HepG2 cells,
Species Specificity: human	
Note-IHC: suggested antigen retrieval with TE buffer pH 9.0; (*) Alternatively, antigen retrieval may be performed with citrate buffer pH 6.0	

Background Information

E3 ubiquitin-protein ligase RNF217, also known as IBR domain-containing protein 1 (IBRDC1), as a transmembrane (TM) domain-containing RBR-type E3 ubiquitin-protein ligase, belongs to a highly conserved member of the RING finger family. RNF217 mediates the degradation of the iron exporter ferroportin/SLC40A1 and thus regulates iron homeostasis(Uniprot, PMID: 33895792).

Storage

Storage:
Store at -20°C. Stable for one year after shipment.
Storage Buffer:
PBS with 0.02% sodium azide and 50% glycerol pH 7.3.
Aliquoting is unnecessary for -20°C storage

For technical support and original validation data for this product please contact:

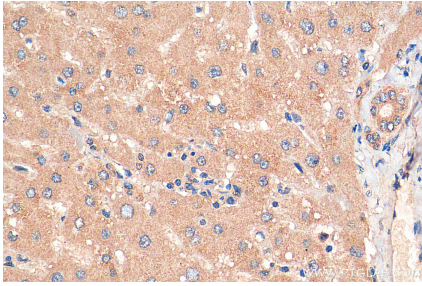
T: 4006900926

E: Proteintech-CN@ptglab.com

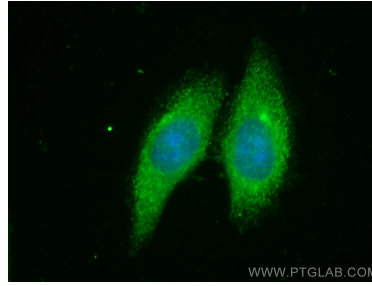
W: ptgcn.com

This product is exclusively available under Proteintech Group brand and is not available to purchase from any other manufacturer.

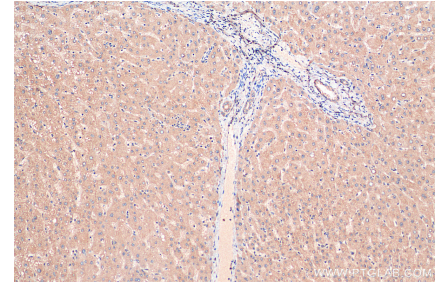
Selected Validation Data



Immunohistochemical analysis of paraffin-embedded human liver tissue slide using 26084-1-AP (RNF217 antibody) at dilution of 1:200 (under 40x lens). Heat mediated antigen retrieval with Tris-EDTA buffer (pH 9.0).



Immunofluorescent analysis of (-20°C Ethanol) fixed HepG2 cells using RNF217 antibody (26084-1-AP) at dilution of 1:200 and CoraLite®488-Conjugated AffiniPure Goat Anti-Rabbit IgG(H+L).



Immunohistochemical analysis of paraffin-embedded human liver tissue slide using 26084-1-AP (RNF217 antibody) at dilution of 1:200 (under 10x lens). Heat mediated antigen retrieval with Tris-EDTA buffer (pH 9.0).