

For Research Use Only

TRMT61B Polyclonal antibody, PBS Only

Catalog Number: 26009-1-PBS



Basic Information

Catalog Number:

26009-1-PBS

Concentration:

1 mg/ml

Source:

Rabbit

Isotype:

IgG

Immunogen Catalog Number:

AG23307

GenBank Accession Number:

BC010365

GeneID (NCBI):

55006

UNIPROT ID:

Q9BVS5

Full Name:

tRNA methyltransferase 61 homolog B
(S. cerevisiae)

Observed MW:

53 kDa

Purification Method:

Antigen affinity purification

Applications

Tested Applications:

WB, IHC, Indirect ELISA

Species Specificity:

human

Background Information

Storage

Storage:

Store at -80°C.

The product is shipped with ice packs. Upon receipt, store it immediately at -80°C

Storage Buffer:

PBS only, pH7.3

For technical support and original validation data for this product please contact:

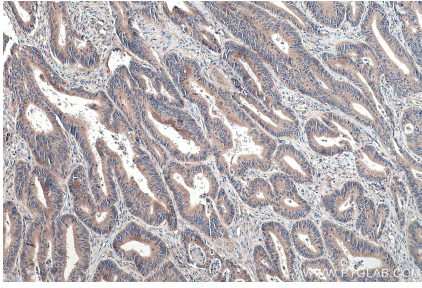
T: 4006900926

E: Proteintech-CN@ptglab.com


W: ptgcn.com

This product is exclusively available under Proteintech Group brand and is not available to purchase from any other manufacturer.

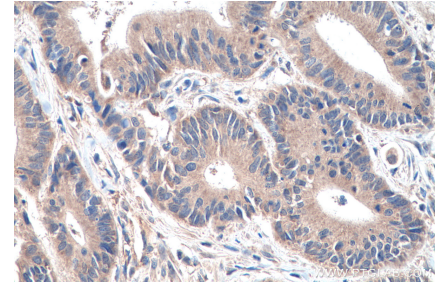
Selected Validation Data



Immunohistochemical analysis of paraffin-embedded human colon cancer tissue slide using 26009-1-AP (TRMT61B antibody) at dilution of 1:500 (under 10x lens). Heat mediated antigen retrieval with Tris-EDTA buffer (pH 9.0). This data was developed using the same antibody clone with 26009-1-PBS in a different storage buffer formulation.



HepG2 cells were subjected to SDS PAGE followed by western blot with 26009-1-AP (TRMT61B Antibody) at dilution of 1:600 incubated at room temperature for 1.5 hours. This data was developed using the same antibody clone with 26009-1-PBS in a different storage buffer formulation.



Immunohistochemical analysis of paraffin-embedded human colon cancer tissue slide using 26009-1-AP (TRMT61B antibody) at dilution of 1:500 (under 40x lens). Heat mediated antigen retrieval with Tris-EDTA buffer (pH 9.0). This data was developed using the same antibody clone with 26009-1-PBS in a different storage buffer formulation.