

For Research Use Only

C20orf3/APMAP Polyclonal antibody, PBS Only

Catalog Number: 25953-1-PBS

Featured Product



Basic Information

Catalog Number:

25953-1-PBS

Size:

1 mg/ml

Source:

Rabbit

Isotype:

IgG

Immunogen Catalog Number:

AG23029

GenBank Accession Number:

BC003501

GeneID (NCBI):

57136

UNIPROT ID:

Q9HDC9

Full Name:

chromosome 20 open reading frame 3

Calculated MW:

416 aa, 46 kDa

Observed MW:

42-46 kDa

Purification Method:

Antigen affinity purification

Applications

Tested Applications:

WB, IHC, IP, Indirect ELISA

Species Specificity:

human, mouse

Background Information

Storage

Storage:

Store at -80°C.

The product is shipped with ice packs. Upon receipt, store it immediately at -80°C

Storage Buffer:

PBS Only

For technical support and original validation data for this product please contact:

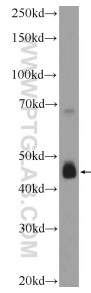
T: 4006900926

E: Proteintech-CN@ptglab.com

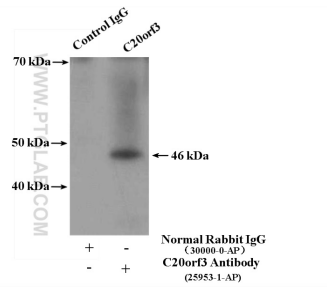
W: ptgcn.com

This product is exclusively available under Proteintech Group brand and is not available to purchase from any other manufacturer.

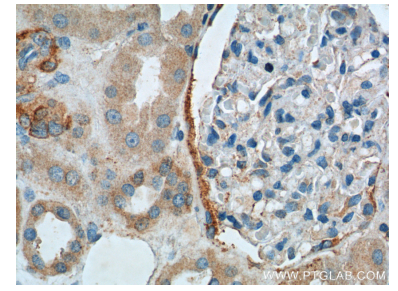
Selected Validation Data



HepG2 cells were subjected to SDS PAGE followed by western blot with 25953-1-AP (C20orf3 Antibody) at dilution of 1:600 incubated at room temperature for 1.5 hours. This data was developed using the same antibody clone with 25953-1-PBS in a different storage buffer formulation.



IP result of anti-C20orf3/APMAP (IP:25953-1-AP, 4ug; Detection:25953-1-AP 1:300) with mouse liver tissue lysate 4800ug. This data was developed using the same antibody clone with 25953-1-PBS in a different storage buffer formulation.



Immunohistochemical analysis of paraffin-embedded human kidney tissue slide using 25953-1-AP (C20orf3 Antibody) at dilution of 1:200 (under 40x lens). This data was developed using the same antibody clone with 25953-1-PBS in a different storage buffer formulation.