

For Research Use Only

SERAC1 Polyclonal antibody, PBS Only

Catalog Number: 25729-1-PBS



Basic Information

Catalog Number:

25729-1-PBS

Source:

Rabbit

Isotype:

IgG

Immunogen Catalog Number:

AG22790

GenBank Accession Number:

BC001705

GeneID (NCBI):

84947

UNIPROT ID:

Q96JX3

Full Name:

serine active site containing 1

Calculated MW:

654 aa, 74 kDa

Observed MW:

70-75 kDa

Purification Method:

Antigen affinity purification

Applications

Tested Applications:

WB, IHC, IF/ICC, Indirect ELISA

Species Specificity:

human, mouse

Background Information

Storage

Storage:

Store at -80°C.

The product is shipped with ice packs. Upon receipt, store it immediately at -80°C

Storage Buffer:

PBS only, pH7.3

For technical support and original validation data for this product please contact:

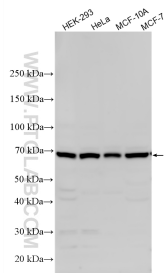
T: 4006900926

E: Proteintech-CN@ptglab.com

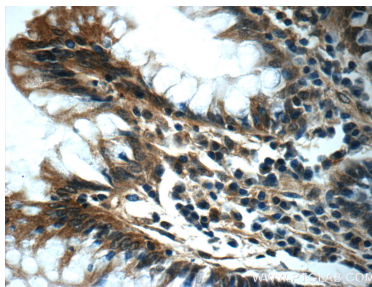
W: ptgcn.com

This product is exclusively available under Proteintech Group brand and is not available to purchase from any other manufacturer.

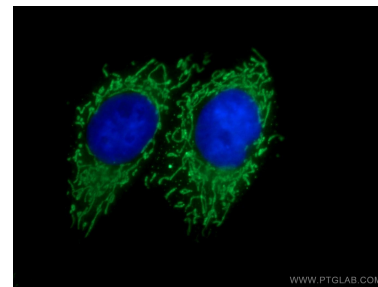
Selected Validation Data



Various lysates were subjected to SDS PAGE followed by western blot with 25729-1-AP (SERAC1 antibody) at dilution of 1:1000 incubated at room temperature for 1.5 hours. This data was developed using the same antibody clone with 25729-1-PBS in a different storage buffer formulation.



Immunohistochemical analysis of paraffin-embedded human colon tissue slide using 25729-1-AP (SERAC1 Antibody) at dilution of 1:50 (under 40x lens). This data was developed using the same antibody clone with 25729-1-PBS in a different storage buffer formulation.



Immunofluorescent analysis of HepG2 cells using 25729-1-AP (SERAC1 antibody) at dilution of 1:50 and Alexa Fluor 488-conjugated AffiniPure Goat Anti-Rabbit IgG(H+L). This data was developed using the same antibody clone with 25729-1-PBS in a different storage buffer formulation.