

For Research Use Only

ZBTB46 Polyclonal antibody, PBS Only

Catalog Number: 25455-1-PBS



Basic Information

Catalog Number:

25455-1-PBS

Size:

1 mg/ml

Source:

Rabbit

Isotype:

IgG

Immunogen Catalog Number:

AG22273

GenBank Accession Number:

BC073800

GeneID (NCBI):

140685

UNIPROT ID:

Q86UZ6

Full Name:

zinc finger and BTB domain
containing 46

Calculated MW:

589 aa, 64 kDa

Observed MW:

70 kDa

Purification Method:

Antigen affinity purification

Applications

Tested Applications:

WB, IHC, Indirect ELISA

Species Specificity:

human, mouse

Background Information

ZBTB46, also named as BTBD4, ZNF340, is a 589 amino acid protein, which contains one BTB (POZ) domain and two C2H2-type zinc fingers. ZBTB46 functions as a transcriptional repressor for PRDM1.

Storage

Storage:

Store at -80°C.

The product is shipped with ice packs. Upon receipt, store it immediately at -80°C

Storage Buffer:

PBS Only

For technical support and original validation data for this product please contact:

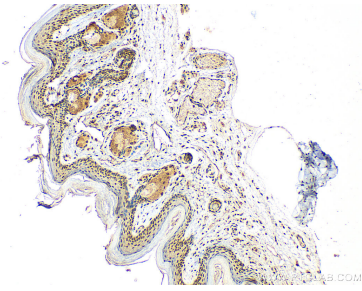
T: 4006900926

E: Proteintech-CN@ptglab.com

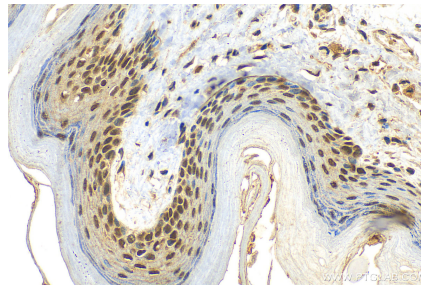
W: ptgcn.com

This product is exclusively available under Proteintech Group brand and is not available to purchase from any other manufacturer.


Selected Validation Data



Immunohistochemical analysis of paraffin-embedded mouse skin tissue slide using 25455-1-AP (ZBTB46 antibody) at dilution of 1:100 (under 10x lens). Heat mediated antigen retrieval with Tris-EDTA buffer (pH 9.0). This data was developed using the same antibody clone with 25455-1-PBS in a different storage buffer formulation.



Immunohistochemical analysis of paraffin-embedded mouse skin tissue slide using 25455-1-AP (ZBTB46 antibody) at dilution of 1:100 (under 40x lens). Heat mediated antigen retrieval with Tris-EDTA buffer (pH 9.0). This data was developed using the same antibody clone with 25455-1-PBS in a different storage buffer formulation.



RAW 264.7 cells were subjected to SDS PAGE followed by western blot with 25455-1-AP (ZBTB46 Antibody) at dilution of 1:600 incubated at room temperature for 1.5 hours. This data was developed using the same antibody clone with 25455-1-PBS in a different storage buffer formulation.