

For Research Use Only

# ATP6V1G2 Polyclonal antibody, PBS Only

Catalog Number: 25316-1-PBS



## Basic Information

Catalog Number:

25316-1-PBS

Source:

Rabbit

Isotype:

IgG

Immunogen Catalog Number:

AG18007

GenBank Accession Number:

BC119726

GeneID (NCBI):

534

UNIPROT ID:

O95670

Full Name:

ATPase, H<sup>+</sup> transporting, lysosomal

13kDa, V1 subunit G2

Calculated MW:

118 aa, 14 kDa

Observed MW:

14 kDa

Purification Method:

Antigen affinity purification

## Applications

Tested Applications:

WB, IHC, Indirect ELISA

Species Specificity:

human, mouse, rat

## Background Information

### Storage

Storage:

Store at -80°C.

**The product is shipped with ice packs. Upon receipt, store it immediately at -80°C**

Storage Buffer:

PBS only, pH7.3

For technical support and original validation data for this product please contact:


T: 4006900926

E: [Proteintech-CN@ptglab.com](mailto:Proteintech-CN@ptglab.com)

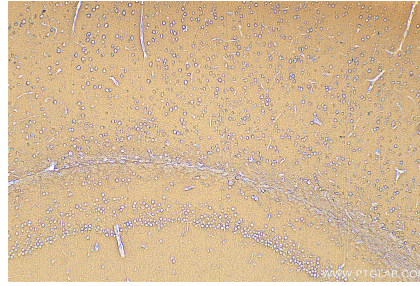
W: [ptgcn.com](http://ptgcn.com)

**This product is exclusively available under Proteintech Group brand and is not available to purchase from any other manufacturer.**

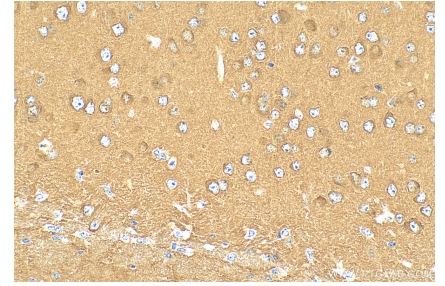
## Selected Validation Data



Various lysates were subjected to SDS PAGE followed by western blot with 25316-1-AP (ATP6V1G2 antibody) at dilution of 1:10000 incubated at room temperature for 1.5 hours. This data was developed using the same antibody clone with 25316-1-PBS in a different storage buffer formulation.



Immunohistochemical analysis of paraffin-embedded mouse brain tissue slide using 25316-1-AP (ATP6V1G2 antibody) at dilution of 1:200 (under 10x lens). Heat mediated antigen retrieval with Tris-EDTA buffer (pH 9.0). This data was developed using the same antibody clone with 25316-1-PBS in a different storage buffer formulation.



Immunohistochemical analysis of paraffin-embedded mouse brain tissue slide using 25316-1-AP (ATP6V1G2 antibody) at dilution of 1:200 (under 40x lens). Heat mediated antigen retrieval with Tris-EDTA buffer (pH 9.0). This data was developed using the same antibody clone with 25316-1-PBS in a different storage buffer formulation.