

For Research Use Only

C6orf15 Polyclonal antibody

Catalog Number: 24953-1-AP **1 Publications**



Basic Information

Catalog Number: 24953-1-AP	GenBank Accession Number: BC153157	Purification Method: Antigen affinity purification
Size: 600 µg/ml	GeneID (NCBI): 29113	Recommended Dilutions: WB 1:500-1:1000 IHC 1:50-1:500 IF 1:200-1:800
Source: Rabbit	UNIPROT ID: Q6UXA7	
Isotype: IgG	Full Name: chromosome 6 open reading frame 15	
Immunogen Catalog Number: AG20276	Calculated MW: 325 aa, 34 kDa	
	Observed MW: 50-55 kDa	

Applications

Tested Applications: WB, IF/ICC, IHC, ELISA	Positive Controls: WB : A375 cells, IHC : mouse skin tissue, IF : A375 cells,
Cited Applications: IHC	
Species Specificity: human, mouse	
Cited Species: human	

Note-IHC: suggested antigen retrieval with TE buffer pH 9.0; (*) Alternatively, antigen retrieval may be performed with citrate buffer pH 6.0

Background Information

C6orf15, also named as Protein STG, is a 325 amino acid protein, which as a secreted protein is expressed in skin and tonsils. The calculated molecular weight of C6orf15 is 34 kDa, but we detected a 50-55 kDa protein by western blot. C6orf15 may contains some modified residues.

Notable Publications

Author	Pubmed ID	Journal	Application
Xiaoyu Xiong	37054577	Pathol Res Pract	IHC

Storage

Storage:
Store at -20°C. Stable for one year after shipment.
Storage Buffer:
PBS with 0.02% sodium azide and 50% glycerol pH 7.3.
Aliquoting is unnecessary for -20°C storage

For technical support and original validation data for this product please contact:

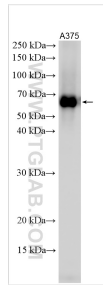
T: 4006900926

E: Proteintech-CN@ptglab.com

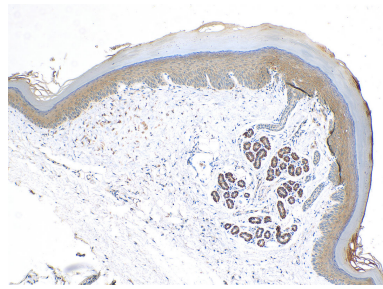
W: ptgcn.com

This product is exclusively available under Proteintech Group brand and is not available to purchase from any other manufacturer.

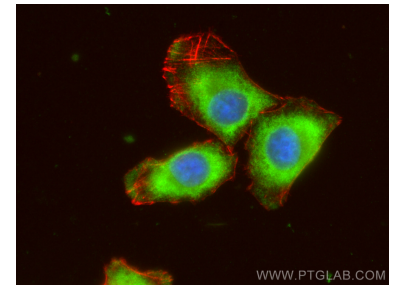
Selected Validation Data



A375 cells were subjected to SDS PAGE followed by western blot with 24953-1-AP (C6orf15 antibody) at dilution of 1:600 incubated at room temperature for 1.5 hours.



Immunohistochemical analysis of paraffin-embedded mouse skin tissue slide using 24953-1-AP (C6orf15 antibody) at dilution of 1:200 (under 10x lens). Heat mediated antigen retrieval with Tris-EDTA buffer (pH 9.0).



Immunofluorescent analysis of (4% PFA) fixed A375 cells using C6orf15 antibody (24953-1-AP) at dilution of 1:400 and CoraLite®488-Conjugated AffiniPure Goat Anti-Rabbit IgG(H+L) (SA00013-2), CL594-phalloidin (red).