

For Research Use Only

# ST3GAL3 Polyclonal antibody

Catalog Number: 24925-1-AP

Featured Product

1 Publications



## Basic Information

Catalog Number:

24925-1-AP

Size:

400 µg/ml

Source:

Rabbit

Isotype:

IgG

Immunogen Catalog Number:

AG20795

GenBank Accession Number:

BC050380

GeneID (NCBI):

6487

UNIPROT ID:

Q11203

Full Name:

ST3 beta-galactoside alpha-2,3-sialyltransferase 3

Calculated MW:

375 aa, 42 kDa

Observed MW:

44-55 kDa

Purification Method:

Antigen affinity purification

Recommended Dilutions:

WB 1:200-1:1000

IHC 1:50-1:500

## Applications

Tested Applications:

IHC, WB, ELISA

Cited Applications:

WB, IHC

Species Specificity:

human, mouse

Cited Species:

human

**Note-IHC: suggested antigen retrieval with TE buffer pH 9.0; (\*) Alternatively, antigen retrieval may be performed with citrate buffer pH 6.0**

Positive Controls:

WB : mouse liver tissue,

IHC : human skin tissue,

## Background Information

### Notable Publications

Author	Pubmed ID	Journal	Application
Ming Yu	30220088	FEBS Lett	WB, IHC

## Storage

Storage:

Store at -20°C. Stable for one year after shipment.

Storage Buffer:

PBS with 0.02% sodium azide and 50% glycerol pH 7.3.

Aliquoting is unnecessary for -20°C storage

For technical support and original validation data for this product please contact:


T: 4006900926

E: [Proteintech-CN@ptglab.com](mailto:Proteintech-CN@ptglab.com)

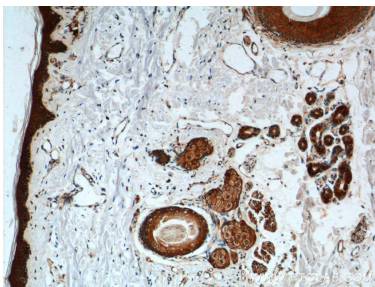
W: [ptgcn.com](http://ptgcn.com)

This product is exclusively available under Proteintech Group brand and is not available to purchase from any other manufacturer.

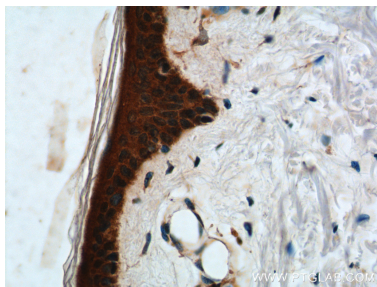
Selected Validation Data



mouse liver tissue were subjected to SDS PAGE followed by western blot with 24925-1-AP (ST3GAL3 Antibody) at dilution of 1:300 incubated at room temperature for 1.5 hours.



Immunohistochemical analysis of paraffin-embedded human skin tissue slide using 24925-1-AP (ST3GAL3 Antibody) at dilution of 1:200 (under 10x lens).



Immunohistochemical analysis of paraffin-embedded human skin tissue slide using 24925-1-AP (ST3GAL3 Antibody) at dilution of 1:200 (under 40x lens).