

For Research Use Only

# GAL3ST3 Polyclonal antibody

Catalog Number: 24851-1-AP



## Basic Information

Catalog Number:

24851-1-AP

Size:

1000 µg/ml

Source:

Rabbit

Isotype:

IgG

Immunogen Catalog Number:

AG20692

GenBank Accession Number:

BC113552

GeneID (NCBI):

89792

UNIPROT ID:

Q96A11

Full Name:

galactose-3-O-sulfotransferase 3

Calculated MW:

431 aa, 49 kDa

Observed MW:

49-50 kDa

Purification Method:

Antigen affinity purification

Recommended Dilutions:

WB 1:500-1:1000

IF-P 1:50-1:500

## Applications

Tested Applications:

IF/ICC, WB, ELISA

Species Specificity:

mouse, human

Positive Controls:

WB : mouse brain tissue, mouse kidney tissue

IF-P : mouse heart tissue,

## Background Information

### Storage

Storage:

Store at -20°C. Stable for one year after shipment.

Storage Buffer:

PBS with 0.02% sodium azide and 50% glycerol pH 7.3.

Aliquoting is unnecessary for -20°C storage

For technical support and original validation data for this product please contact:

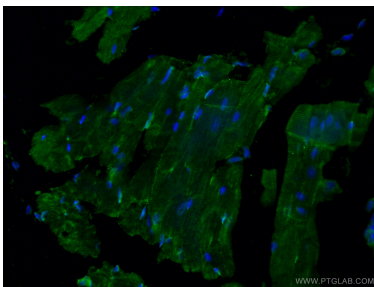
T: 4006900926

E: [Proteintech-CN@ptglab.com](mailto:Proteintech-CN@ptglab.com)

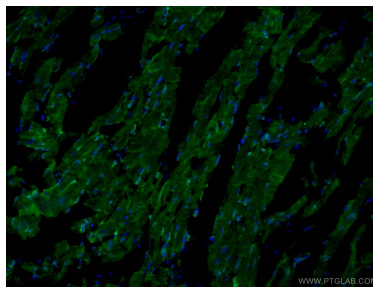
W: [ptgcn.com](http://ptgcn.com)

This product is exclusively available under Proteintech Group brand and is not available to purchase from any other manufacturer.

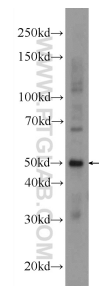
## Selected Validation Data



Immunofluorescent analysis of (4% PFA) fixed mouse heart tissue using 24851-1-AP (GAL3ST3 antibody) at dilution of 1:50 and Alexa Fluor 488-Conjugated AffiniPure Goat Anti-Rabbit IgG(H+L).



Immunofluorescent analysis of (4% PFA) fixed mouse heart tissue using 24851-1-AP (GAL3ST3 antibody) at dilution of 1:50 and Alexa Fluor 488-Conjugated AffiniPure Goat Anti-Rabbit IgG(H+L).



mouse brain tissue were subjected to SDS PAGE followed by western blot with 24851-1-AP (GAL3ST3 Antibody) at dilution of 1:600 incubated at room temperature for 1.5 hours.