

For Research Use Only

Vertnin Polyclonal antibody

Catalog Number: 24824-1-AP



Basic Information

Catalog Number:

24824-1-AP

Concentration:

650 ug/ml

Source:

Rabbit

Isotype:

IgG

Immunogen Catalog Number:

AG20678

GenBank Accession Number:

BC053325

GeneID (NCBI):

55237

UNIPROT ID:

Q9H8Y1

Full Name:

chromosome 14 open reading frame

115

Calculated MW:

702 aa, 78 kDa

Observed MW:

80 kDa

Purification Method:

Antigen affinity purification

Recommended Dilutions:

WB 1:200-1:1000

IHC 1:50-1:500

Applications

Tested Applications:

WB, IHC, ELISA

Species Specificity:

human

Note-IHC: suggested antigen retrieval with *TE buffer pH 9.0*; (*) Alternatively, antigen retrieval may be performed with *citrate buffer pH 6.0*

Positive Controls:

WB : SGC-7901 cells,

IHC : human urothelial carcinoma tissue, human stomach cancer tissue

Background Information

Vertnin, also named as VRTN and C14orf115, belongs to the vertnin family. It is an essential factor for development of the embryo in a wide range of organisms.

Storage

Storage:

Store at -20°C. Stable for one year after shipment.

Storage Buffer:

PBS with 0.02% sodium azide and 50% glycerol, pH7.3

Aliquoting is unnecessary for -20°C storage

For technical support and original validation data for this product please contact:


T: 4006900926

E: Proteintech-CN@ptglab.com

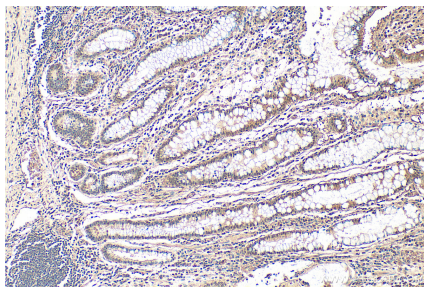
W: ptgcn.com

This product is exclusively available under Proteintech Group brand and is not available to purchase from any other manufacturer.

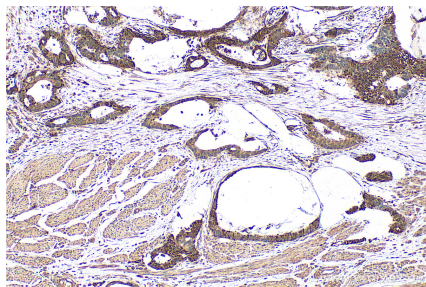
Selected Validation Data



SGC-7901 cells were subjected to SDS PAGE followed by western blot with 24824-1-AP (Vertnin antibody at dilution of 1:300 incubated at room temperature for 1.5 hours.



Immunohistochemical analysis of paraffin-embedded human stomach cancer tissue slide using 24824-1-AP (Vertnin antibody) at dilution of 1:200 (under 10x lens). Heat mediated antigen retrieval with Tris-EDTA buffer (pH 9.0).



Immunohistochemical analysis of paraffin-embedded human urothelial carcinoma tissue slide using 24824-1-AP (Vertnin antibody) at dilution of 1:200 (under 10x lens). Heat mediated antigen retrieval with Tris-EDTA buffer (pH 9.0).