

For Research Use Only

# GGT7 Polyclonal antibody

Catalog Number: 24674-1-AP **4 Publications**



## Basic Information

<b>Catalog Number:</b> 24674-1-AP	<b>GenBank Accession Number:</b> BC141843	<b>Purification Method:</b> Antigen affinity purification
<b>Concentration:</b> 600 µg/ml	<b>GeneID (NCBI):</b> 2686	<b>Recommended Dilutions:</b> WB: 1:500-1:2000 IHC: 1:20-1:200
<b>Source:</b> Rabbit	<b>UNIPROT ID:</b> Q9UJ14	
<b>Isotype:</b> IgG	<b>Full Name:</b> gamma-glutamyltransferase 7	
<b>Immunogen Catalog Number:</b> AG20234	<b>Calculated MW:</b> 662 aa, 70 kDa	
	<b>Observed MW:</b> 75-100 kDa	

## Applications

<b>Tested Applications:</b> WB, IHC, ELISA	<b>Positive Controls:</b> WB : HEK-293 cells, IHC : human lung cancer tissue, human lung tissue
<b>Cited Applications:</b> WB, IHC, IF, IP	
<b>Species Specificity:</b> human, mouse, rat	
<b>Cited Species:</b> human, mouse	
<b>Note-IHC: suggested antigen retrieval with TE buffer pH 9.0; (*) Alternatively, antigen retrieval may be performed with citrate buffer pH 6.0</b>	

## Background Information

### Notable Publications

Author	Pubmed ID	Journal	Application
Hironobu Nishijima	35494237	iScience	IF
Haihuan Shan	40098013	Genome Biol	WB,IP
Vi Nguyen	37755263	Metabolites	IHC

## Storage

**Storage:**  
Store at -20°C. Stable for one year after shipment.  
**Storage Buffer:**  
PBS with 0.02% sodium azide and 50% glycerol, pH7.3  
Aliquoting is unnecessary for -20°C storage

For technical support and original validation data for this product please contact:


T: 4006900926

E: [Proteintech-CN@ptglab.com](mailto:Proteintech-CN@ptglab.com)

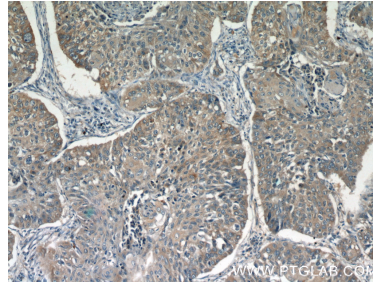
W: [ptgcn.com](http://ptgcn.com)

**This product is exclusively available under Proteintech Group brand and is not available to purchase from any other manufacturer.**

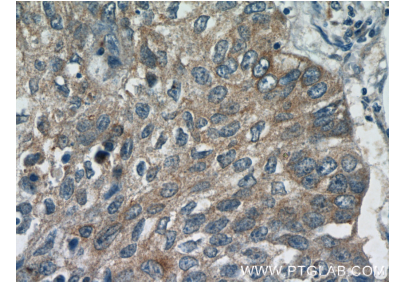
## Selected Validation Data



HEK-293 cells were subjected to SDS PAGE followed by western blot with 24674-1-AP (GGT7 Antibody) at dilution of 1:1000 incubated at room temperature for 1.5 hours.



Immunohistochemical analysis of paraffin-embedded human lung cancer tissue slide using 24674-1-AP (GGT7 Antibody) at dilution of 1:50.



Immunohistochemical analysis of paraffin-embedded human lung cancer tissue slide using 24674-1-AP (GGT7 Antibody) at dilution of 1:50.