

For Research Use Only

TRAPPC12 Polyclonal antibody, PBS Only

Catalog Number: 24555-1-PBS

Featured Product



Basic Information

Catalog Number:

24555-1-PBS

Concentration:

1 mg/ml

Source:

Rabbit

Isotype:

IgG

Immunogen Catalog Number:

AG18332

GenBank Accession Number:

BC014164

GeneID (NCBI):

51112

UNIPROT ID:

Q8WVT3

Full Name:

tetratricopeptide repeat domain 15

Calculated MW:

735 aa, 79 kDa

Observed MW:

98 kDa

Purification Method:

Antigen affinity purification

Applications

Tested Applications:

WB, IP, Indirect ELISA

Species Specificity:

human

Background Information

TRAPPC12, also called CGI-87, TTC15 and TRAMM, has been recently identified as subunit of TRAPP complex in two independent proteomic studies. It was suggested that TRAPPC12 was a subunit of TRAPPIII. TRAPPC12 and TECPR1 acted at distinct steps in autophagy and depletion of TRAPPC12 and/or TECPR1 increased in the number of autophagosomes and increase autophagic flux. The observed molecular weight of TRAPPC12 is 98 kDa, which is consistent with what has been described in the literature (PMID: 28240221, PMID: 38439956).

Storage

Storage:

Store at -80°C.

The product is shipped with ice packs. Upon receipt, store it immediately at -80°C

Storage Buffer:

PBS only, pH7.3

For technical support and original validation data for this product please contact:


T: 4006900926

E: Proteintech-CN@ptglab.com

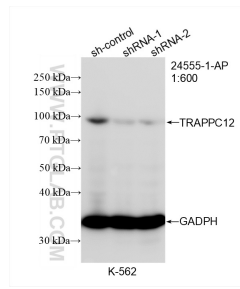
W: ptgcn.com

This product is exclusively available under Proteintech Group brand and is not available to purchase from any other manufacturer.

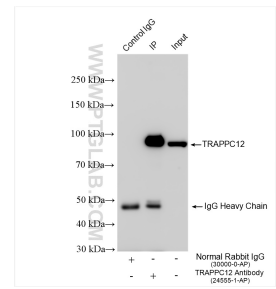
Selected Validation Data



K-562 cells were subjected to SDS PAGE followed by western blot with 24555-1-AP (TRAPPC12 antibody) at dilution of 1:1000 incubated at room temperature for 1.5 hours. This data was developed using the same antibody clone with 24555-1-PBS in a different storage buffer formulation.



WB result of TRAPPC12 antibody (24555-1-AP; 1:600; incubated at room temperature for 1.5 hours) with sh-Control and sh-TRAPPC12 transfected K-562 cells. This data was developed using the same antibody clone with 24555-1-PBS in a different storage buffer formulation.



IP result of anti-TRAPPC12 (IP:24555-1-AP, 4ug; Detection:24555-1-AP 1:500) with K-562 cells lysate 1720 ug. This data was developed using the same antibody clone with 24555-1-PBS in a different storage buffer formulation.