

For Research Use Only

CD21 Polyclonal antibody, PBS Only

Catalog Number: 24374-1-PBS



Basic Information

Catalog Number:

24374-1-PBS

Source:

Rabbit

Isotype:

IgG

Immunogen Catalog Number:

AG18058

GenBank Accession Number:

BC136394

GeneID (NCBI):

1380

ENSEMBL Gene ID:

ENSG00000117322

UNIPROT ID:

P20023

Full Name:

complement component (3d/Epstein Barr virus) receptor 2

Calculated MW:

1092 aa, 119 kDa

Observed MW:

145 kDa

Purification Method:

Antigen affinity purification

Applications

Tested Applications:

WB, IHC, Indirect ELISA

Species Specificity:

human

Background Information

CD21, also known as complement receptor type 2 (CR2), complement C3d receptor, and Epstein-Barr virus receptor, is a transmembrane protein that contains a small cytoplasmic domain, a transmembrane region and an extracellular domain consisting of 15 tandem short consensus repeat sequences (PMID: 6230668; 2551147). It is expressed on B cells, follicular dendritic cells, thymocytes and a subset of peripheral T cells (PMID: 26119182). CD21 binds complement fragments C3d, C3dg and iC3b and acts as a receptor for the Epstein-Barr virus (PMID: 7753047). On B cells, together with CD19 and CD81, CD21 forms a complex that functions as a co-receptor to the BCR (PMID: 7542009). It is involved in B cells activation and functions.

Storage

Storage:

Store at -80°C.

The product is shipped with ice packs. Upon receipt, store it immediately at -80°C

Storage Buffer:

PBS only, pH7.3

For technical support and original validation data for this product please contact:

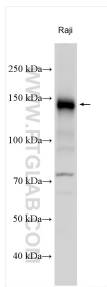
T: 4006900926

E: Proteintech-CN@ptglab.com

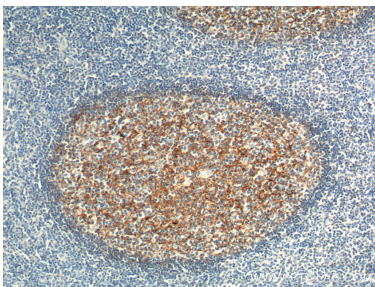
W: ptgcn.com

This product is exclusively available under Proteintech Group brand and is not available to purchase from any other manufacturer.

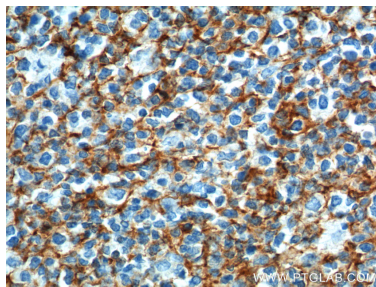
Selected Validation Data



Various lysates were subjected to SDS PAGE followed by western blot with 24374-1-AP (CD21 antibody) at dilution of 1:600 incubated at room temperature for 1.5 hours. This data was developed using the same antibody clone with 24374-1-PBS in a different storage buffer formulation.



Immunohistochemical analysis of paraffin-embedded human tonsillitis tissue slide using 24374-1-AP (CD21 antibody at dilution of 1:200 (under 10x lens). Heat mediated antigen retrieval with Tris-EDTA buffer (pH 9.0). This data was developed using the same antibody clone with 24374-1-PBS in a different storage buffer formulation.



Immunohistochemical analysis of paraffin-embedded human tonsillitis tissue slide using 24374-1-AP (CD21 antibody at dilution of 1:200 (under 40x lens). Heat mediated antigen retrieval with Tris-EDTA buffer (pH 9.0). This data was developed using the same antibody clone with 24374-1-PBS in a different storage buffer formulation.