

For Research Use Only

ABCA8 Polyclonal antibody, PBS Only

Catalog Number:24351-1-PBS



Basic Information

Catalog Number:

24351-1-PBS

Source:

Rabbit

Isotype:

IgG

Immunogen Catalog Number:

AG18991

GenBank Accession Number:

bc130280

GeneID (NCBI):

10351

UNIPROT ID:

O94911

Full Name:

ATP-binding cassette, sub-family A (ABC1), member 8

Calculated MW:

1581 aa, 179 kDa

Observed MW:

160-180 kDa

Purification Method:

Antigen affinity purification

Applications

Tested Applications:

WB, IHC, Indirect ELISA

Species Specificity:

human, mouse

Background Information

Storage

Storage:

Store at -80°C.

The product is shipped with ice packs. Upon receipt, store it immediately at -80°C

Storage Buffer:

PBS only, pH7.3

For technical support and original validation data for this product please contact:


T: 4006900926

E: Proteintech-CN@ptglab.com

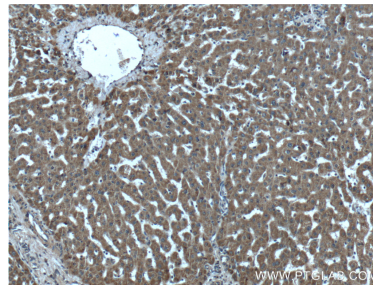
W: ptgcn.com

This product is exclusively available under Proteintech Group brand and is not available to purchase from any other manufacturer.

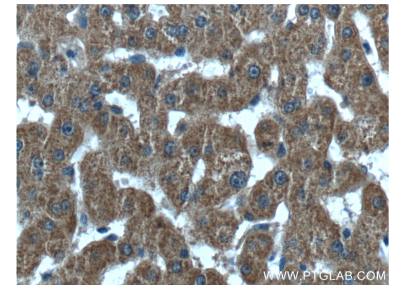
Selected Validation Data



mouse brain tissue were subjected to SDS PAGE followed by western blot with 24351-1-AP (ABCA8 Antibody) at dilution of 1:300 incubated at room temperature for 1.5 hours. This data was developed using the same antibody clone with 24351-1-PBS in a different storage buffer formulation.



Immunohistochemical analysis of paraffin-embedded human liver tissue slide using 24351-1-AP (ABCA8 Antibody) at dilution of 1:200 (under 10x lens). This data was developed using the same antibody clone with 24351-1-PBS in a different storage buffer formulation.



Immunohistochemical analysis of paraffin-embedded human liver tissue slide using 24351-1-AP (ABCA8 Antibody) at dilution of 1:200 (under 40x lens). This data was developed using the same antibody clone with 24351-1-PBS in a different storage buffer formulation.