

For Research Use Only

# RFTN1 Polyclonal antibody, PBS Only

Catalog Number: 24289-1-PBS

Featured Product



## Basic Information

Catalog Number:

24289-1-PBS

Size:

1 mg/ml

Source:

Rabbit

Isotype:

IgG

Immunogen Catalog Number:

AG17264

GenBank Accession Number:

BC100667

GeneID (NCBI):

23180

UNIPROT ID:

Q14699

Full Name:

raftlin, lipid raft linker 1

Calculated MW:

578 aa, 63 kDa

Observed MW:

63-70 kDa

Purification Method:

Antigen affinity purification

## Applications

Tested Applications:

WB, IHC, Indirect ELISA

Species Specificity:

human

## Background Information

Raftlin (RFTN1) was originally identified as a major raft protein with molecular mass of 63 kDa in B cells that colocalized with BCR in the lipid raft before and after BCR activation. RFTN1 possesses fatty acylation sites at the N terminus, it predominantly localizes in the cytoplasm in human epithelial cells and monocyte-derived DCs (Mo-DCs) (PMID: 27022195). Human RFTN1 protein estimated to be 63-70 kDa by SDS-PAGE, and this discrepancy may be due to the acidic nature of the protein, which has a calculated isoelectric point of 5.3 (PMID: 12805216).

## Storage

Storage:

Store at -80°C.

**The product is shipped with ice packs. Upon receipt, store it immediately at -80°C**

Storage Buffer:

PBS Only

For technical support and original validation data for this product please contact:

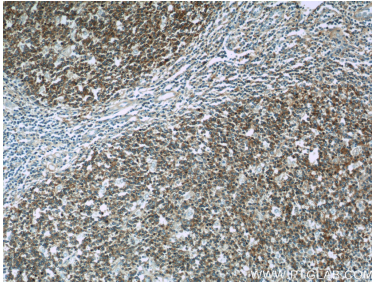
T: 4006900926

E: [Proteintech-CN@ptglab.com](mailto:Proteintech-CN@ptglab.com)


W: [ptgcn.com](http://ptgcn.com)

**This product is exclusively available under Proteintech Group brand and is not available to purchase from any other manufacturer.**

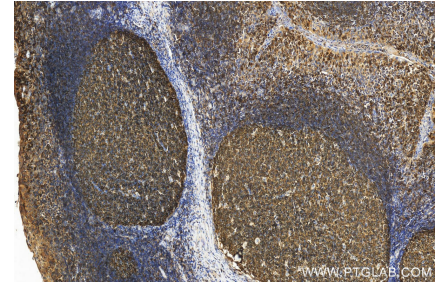
## Selected Validation Data



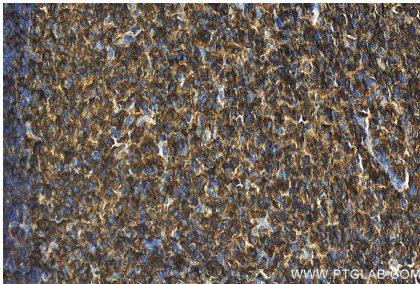
Immunohistochemical analysis of paraffin-embedded human tonsillitis slide using 24289-1-AP (RFTN1 Antibody) at dilution of 1:50 (under 10x lens). This data was developed using the same antibody clone with 24289-1-PBS in a different storage buffer formulation.



HeLa cells were subjected to SDS PAGE followed by western blot with 24289-1-AP (RFTN1 Antibody) at dilution of 1:2000 incubated at room temperature for 1.5 hours. This data was developed using the same antibody clone with 24289-1-PBS in a different storage buffer formulation.



Immunohistochemical analysis of paraffin-embedded human tonsillitis tissue slide using 24289-1-AP (RFTN1 antibody) at dilution of 1:600 (under 20x lens). Heat mediated antigen retrieval with Tris-EDTA buffer (pH 9.0). This data was developed using the same antibody clone with 24289-1-PBS in a different storage buffer formulation.



Immunohistochemical analysis of paraffin-embedded human tonsillitis tissue slide using 24289-1-AP (RFTN1 antibody) at dilution of 1:600 (under 20x lens). Heat mediated antigen retrieval with Tris-EDTA buffer (pH 9.0). This data was developed using the same antibody clone with 24289-1-PBS in a different storage buffer formulation.