

For Research Use Only

Frizzled 2 Polyclonal antibody, PBS Only

Catalog Number: 24272-1-PBS

Featured Product



Basic Information

Catalog Number:

24272-1-PBS

Concentration:

1 mg/ml

Source:

Rabbit

Isotype:

IgG

Immunogen Catalog Number:

AG18003

GenBank Accession Number:

BC113402

GeneID (NCBI):

2535

UNIPROT ID:

Q14332

Full Name:

frizzled homolog 2 (Drosophila)

Calculated MW:

565 aa, 64 kDa

Observed MW:

64-70 kDa

Purification Method:

Antigen affinity purification

Applications

Tested Applications:

WB, IHC, Indirect ELISA

Species Specificity:

human, mouse, rat

Background Information

Frizzled 2 (FZD2) also known as FzE2, which belongs to the G-protein coupled receptor Fz/Smo family. FZD2 is an important receptor in the Wnt pathway, which is highly expressed in malignant tumors and helps regulate multiple tumor behaviors. Its expression level is related to prognosis. Moreover, high level of FZD2 had significant correlation with poor prognosis in Breast cancer (BC) patients (PMID: 33832493).

Storage

Storage:

Store at -80°C.

The product is shipped with ice packs. Upon receipt, store it immediately at -80°C

Storage Buffer:

PBS only, pH7.3

For technical support and original validation data for this product please contact:

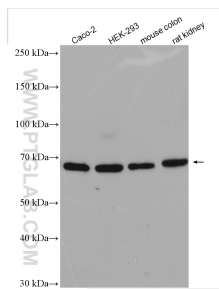
T: 4006900926

E: Proteintech-CN@ptglab.com

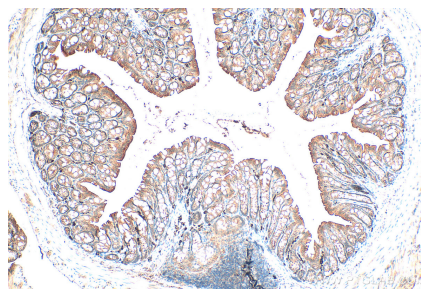
W: ptgcn.com

This product is exclusively available under Proteintech Group brand and is not available to purchase from any other manufacturer.

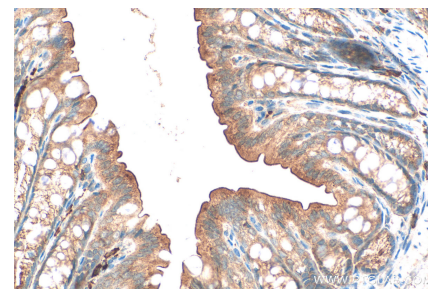
Selected Validation Data



Various lysates were subjected to SDS PAGE followed by western blot with 24272-1-AP (Frizzled 2 antibody) at dilution of 1:500 incubated at room temperature for 1.5 hours. This data was developed using the same antibody clone with 24272-1-PBS in a different storage buffer formulation.



Immunohistochemical analysis of paraffin-embedded mouse colon tissue slide using 24272-1-AP (Frizzled 2 antibody) at dilution of 1:200 (under 10x lens). Heat mediated antigen retrieval with Tris-EDTA buffer (pH 9.0). This data was developed using the same antibody clone with 24272-1-PBS in a different storage buffer formulation.



Immunohistochemical analysis of paraffin-embedded mouse colon tissue slide using 24272-1-AP (Frizzled 2 antibody) at dilution of 1:200 (under 40x lens). Heat mediated antigen retrieval with Tris-EDTA buffer (pH 9.0). This data was developed using the same antibody clone with 24272-1-PBS in a different storage buffer formulation.