

# PREX2 Polyclonal antibody

Catalog Number: 24195-1-AP

## Basic Information

**Catalog Number:**

24195-1-AP

**Size:**

700 µg/ml

**Source:**

Rabbit

**Isotype:**

IgG

**Immunogen Catalog Number:**

AG19439

**GenBank Accession Number:**

BC148795

**GeneID (NCBI):**

80243

**UNIPROT ID:**

Q70Z35

**Full Name:**

phosphatidylinositol-3,4,5-trisphosphate-dependent Rac exchange factor 2

**Calculated MW:**

1606 aa, 183 kDa

**Observed MW:**

182 kDa

**Purification Method:**

Antigen affinity purification

**Recommended Dilutions:**

IHC 1:50-1:500

IF/ICC 1:50-1:500

## Applications

**Tested Applications:**

IHC, IF/ICC, ELISA

**Species Specificity:**

human

**Note-IHC: suggested antigen retrieval with TE buffer pH 9.0; (\*) Alternatively, antigen retrieval may be performed with citrate buffer pH 6.0**

**Positive Controls:**

**IHC :** human heart tissue, human cerebellum tissue, human brain tissue

**IF/ICC :** U2OS cells,

## Background Information

### Storage

**Storage:**

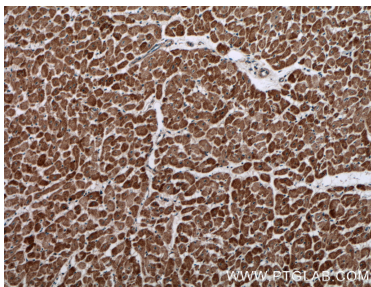
Store at -20°C. Stable for one year after shipment.

**Storage Buffer:**

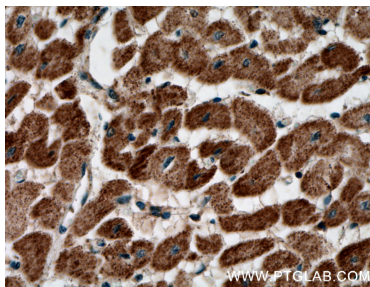
PBS with 0.02% sodium azide and 50% glycerol pH 7.3.

Aliquoting is unnecessary for -20°C storage

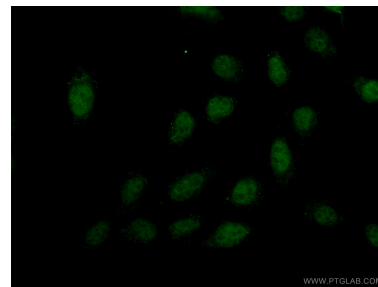
## Selected Validation Data



Immunohistochemical analysis of paraffin-embedded human heart tissue slide using 24195-1-AP (PREX2 antibody) at dilution of 1:200 (under 10x lens)..



Immunohistochemical analysis of paraffin-embedded human heart tissue slide using 24195-1-AP (PREX2 antibody) at dilution of 1:200 (under 40x lens)..



Immunofluorescent analysis of (4% PFA) fixed U2OS cells using 24195-1-AP (PREX2 antibody) at dilution of 1:100 and CoraLite488-Conjugated AffiniPure Goat Anti-Rabbit IgG(H+L).