

For Research Use Only

ZDHHC9 Polyclonal antibody, PBS Only

Catalog Number: 24046-1-PBS



Basic Information

Catalog Number:

24046-1-PBS

Source:

Rabbit

Isotype:

IgG

Immunogen Catalog Number:

AG20881

GenBank Accession Number:

BC006200

GeneID (NCBI):

51114

UNIPROT ID:

Q9Y397

Full Name:

zinc finger, DHHC-type containing 9

Calculated MW:

41 kDa

Observed MW:

38-48 kDa

Purification Method:

Antigen Affinity purified

Applications

Tested Applications:

WB, IHC, IF/ICC, Indirect ELISA

Species Specificity:

human, mouse

Background Information

ZDHHC9, also named as CXorf11, ZDHHC10, ZNF379 or ZNF380, is a 364 amino acid protein, which contains one DHHC-type zinc finger and belongs to the DHHC palmitoyltransferase activity. ZDHHC9 localizes in the endoplasmic reticulum membrane and is highly expressed in kidney, skeletal muscle, brain, lung and liver. The ZDHHC9-GOLGA7 complex is a palmitoyltransferase specific for HRAS and NRAS.

Storage

Storage:

Store at -80°C.

The product is shipped with ice packs. Upon receipt, store it immediately at -80°C

Storage Buffer:

PBS only, pH7.3

For technical support and original validation data for this product please contact:

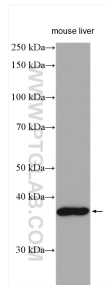
T: 4006900926

E: Proteintech-CN@ptglab.com

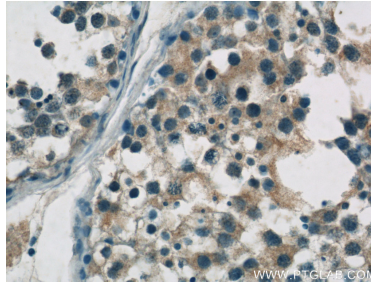
W: ptgcn.com

This product is exclusively available under Proteintech Group brand and is not available to purchase from any other manufacturer.

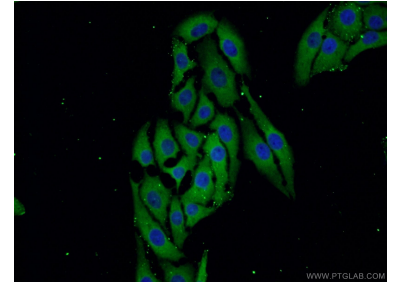
Selected Validation Data



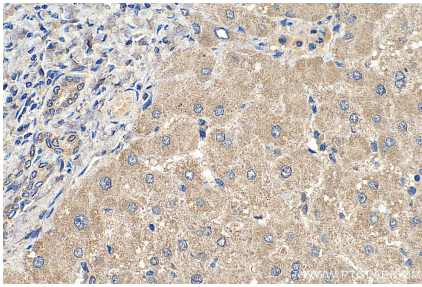
Mouse liver tissue were subjected to SDS PAGE followed by western blot with 24046-1-AP (ZDHHC9 antibody) at dilution of 1:500 incubated at room temperature for 1.5 hours. This data was developed using the same antibody clone with 24046-1-PBS in a different storage buffer formulation.



Immunohistochemical analysis of paraffin-embedded human testis tissue slide using 24046-1-AP (ZDHHC9 Antibody) at dilution of 1:50 (under 40x lens). This data was developed using the same antibody clone with 24046-1-PBS in a different storage buffer formulation.



Immunofluorescent analysis of SH-SY5Y cells using 24046-1-AP (ZDHHC9 antibody) at dilution of 1:25 and Alexa Fluor 488-conjugated AffiniPure Goat Anti-Rabbit IgG(H+L). This data was developed using the same antibody clone with 24046-1-PBS in a different storage buffer formulation.



Immunohistochemical analysis of paraffin-embedded human liver tissue slide using 24046-1-AP (ZDHHC9 antibody) at dilution of 1:200 (under 40x lens). Heat mediated antigen retrieval with Tris-EDTA buffer (pH 9.0). This data was developed using the same antibody clone with 24046-1-PBS in a different storage buffer formulation.