

For Research Use Only

# ANKRD50 Polyclonal antibody

Catalog Number: 24032-1-AP



## Basic Information

Catalog Number:

24032-1-AP

Size:

850 µg/ml

Source:

Rabbit

Isotype:

IgG

Immunogen Catalog Number:

AG21237

GenBank Accession Number:

BC024725

GeneID (NCBI):

57182

UNIPROT ID:

Q9ULJ7

Full Name:

ankyrin repeat domain 50

Calculated MW:

1429 aa, 156 kDa

Observed MW:

137-156 kDa

Purification Method:

Antigen Affinity purified

Recommended Dilutions:

WB 1:200-1:1000

IP 0.5-4.0 µg for 1.0-3.0 mg of total protein lysate

IF/ICC 1:20-1:200

## Applications

Tested Applications:

IF/ICC, IP, WB, ELISA

Species Specificity:

human

Positive Controls:

WB : HEK-293 cells,

IP : HEK-293 cells,

IF/ICC : HEK-293 cells,

## Background Information

### Storage

Storage:

Store at -20°C. Stable for one year after shipment.

Storage Buffer:

PBS with 0.02% sodium azide and 50% glycerol pH 7.3.

Aliquoting is unnecessary for -20°C storage

For technical support and original validation data for this product please contact:

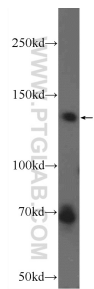
T: 4006900926

E: [Proteintech-CN@ptglab.com](mailto:Proteintech-CN@ptglab.com)

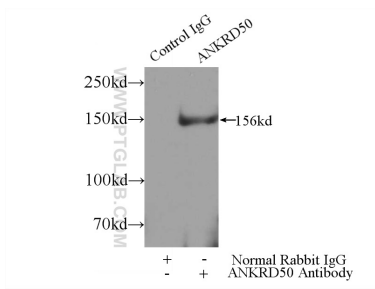
W: [ptgcn.com](http://ptgcn.com)

This product is exclusively available under Proteintech Group brand and is not available to purchase from any other manufacturer.

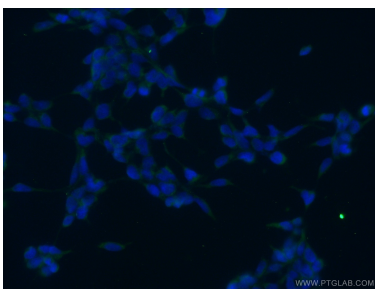
Selected Validation Data



HEK-293 cells were subjected to SDS PAGE followed by western blot with 24032-1-AP (ANKRD50 Antibody) at dilution of 1:300 incubated at room temperature for 1.5 hours.



IP result of anti-ANKRD50 (IP:24032-1-AP, 5ug; Detection:24032-1-AP 1:300) with HEK-293 cells lysate 4000ug.



Immunofluorescent analysis of (-20℃ Ethanol) fixed HEK-293 cells using 24032-1-AP (ANKRD50 antibody) at dilution of 1:50 and Alexa Fluor 488-conjugated AffiniPure Goat Anti-Rabbit IgG(H+L).