

For Research Use Only

ARMC2 Polyclonal antibody, PBS Only

Catalog Number:24011-1-PBS



Basic Information

Catalog Number:

24011-1-PBS

Source:

Rabbit

Isotype:

IgG

Immunogen Catalog Number:

AG21162

GenBank Accession Number:

BC030603

GeneID (NCBI):

84071

UNIPROT ID:

Q8NENO

Full Name:

armadillo repeat containing 2

Calculated MW:

867 aa, 97 kDa

Observed MW:

78 kDa, 97 kDa

Purification Method:

Antigen Affinity purified

Applications

Tested Applications:

WB, IF-Fro, Indirect ELISA

Species Specificity:

human, mouse, rat

Background Information

The ARMC2 protein (Armadillo Repeat Containing 2) is an evolutionarily conserved axonemal-related protein that plays a crucial role in the structure and function of cilia and flagella. It interacts with the kinesin-2 complex through its unique Armadillo repeat domain and acts as an adapter for the flagellar transport (IFT) process, responsible for transporting specific cargoes (such as the precursor proteins necessary for the construction of flagellar axons) from the cell body to the flagellar tip, which is essential for the assembly, maintenance, and signal transduction functions of the flagella. Its dysfunction is directly related to abnormal sperm flagellar morphology and movement disorders.

Storage

Storage:

Store at -80°C.

The product is shipped with ice packs. Upon receipt, store it immediately at -80°C

Storage Buffer:

PBS only, pH7.3

For technical support and original validation data for this product please contact:

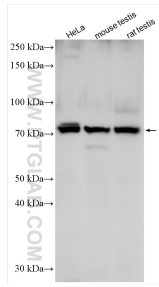
T: 4006900926

E: Proteintech-CN@ptglab.com

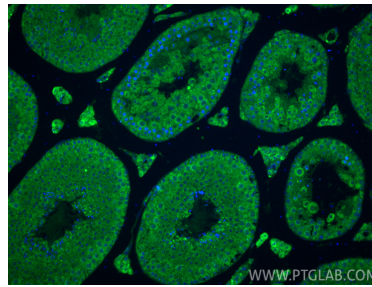
W: ptgcn.com

This product is exclusively available under Proteintech Group brand and is not available to purchase from any other manufacturer.

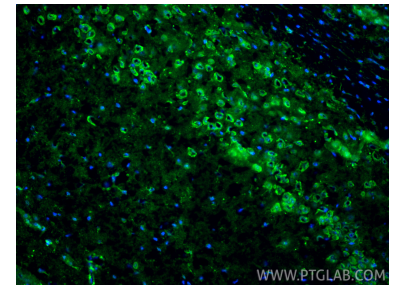
Selected Validation Data



Various lysates were subjected to SDS PAGE followed by western blot with 24011-1-AP (ARMC2 antibody) at dilution of 1:1500 incubated at room temperature for 1.5 hours. This data was developed using the same antibody clone with 24011-1-PBS in a different storage buffer formulation.



Immunofluorescent analysis of (4% PFA) fixed paraffin-embedded mouse testis tissue using ARMC2 antibody (24011-1-AP) at dilution of 1:200 and CoraLite®488-Conjugated Goat Anti-Rabbit IgG(H+L) (SA00013-2). Heat mediated antigen retrieval with Tris-EDTA buffer (pH 9.0). This data was developed using the same antibody clone with 24011-1-PBS in a different storage buffer formulation.



Immunofluorescent analysis of (4% PFA) fixed frozen OCT-embedded mouse brain tissue using ARMC2 antibody (24011-1-AP) at dilution of 1:200 and CoraLite®488-Conjugated Goat Anti-Rabbit IgG(H+L) (SA00013-2). This data was developed using the same antibody clone with 24011-1-PBS in a different storage buffer formulation.