

For Research Use Only

SELPLG Polyclonal antibody

Catalog Number: 23605-1-AP

Featured Product

5 Publications



Basic Information

Catalog Number:

23605-1-AP

Size:

700 µg/ml

Source:

Rabbit

Isotype:

IgG

Immunogen Catalog Number:

AG19394

GenBank Accession Number:

BC029782

GeneID (NCBI):

6404

UNIPROT ID:

Q14242

Full Name:

selectin P ligand

Calculated MW:

412 aa, 43 kDa

Observed MW:

120 kDa

Purification Method:

Antigen affinity purification

Recommended Dilutions:

WB 1:500-1:1000

IHC 1:50-1:500

IF/ICC 1:200-1:800

Applications

Tested Applications:

WB, IF/ICC, IHC, ELISA

Cited Applications:

WB, IF

Species Specificity:

human

Cited Species:

human

Note-IHC: suggested antigen retrieval with TE buffer pH 9.0; (*) Alternatively, antigen retrieval may be performed with citrate buffer pH 6.0

Positive Controls:

WB : Jurkat cells,

IHC : human tonsillitis tissue,

IF/ICC : Jurkat cells,

Background Information

Notable Publications

Author	Pubmed ID	Journal	Application
Ceshu Gao	34022890	J Neuroinflammation	WB
Tingting Liu	33751324	Inflammation	IF
Liang Zhao	33614641	Front Cell Dev Biol	IF

Storage

Storage:

Store at -20°C. Stable for one year after shipment.

Storage Buffer:

PBS with 0.02% sodium azide and 50% glycerol pH 7.3.

Aliquoting is unnecessary for -20°C storage

For technical support and original validation data for this product please contact:


T: 4006900926

E: Proteintech-CN@ptglab.com

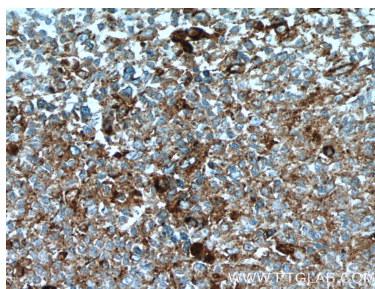
W: ptgcn.com

This product is exclusively available under Proteintech Group brand and is not available to purchase from any other manufacturer.

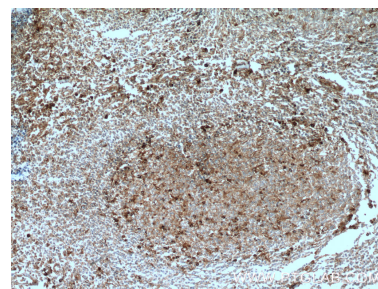
Selected Validation Data



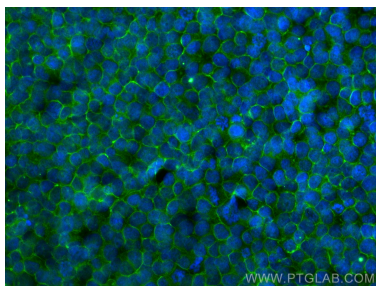
Jurkat cells were subjected to SDS PAGE followed by western blot with 23605-1-AP (SELPLG Antibody) at dilution of 1:600 incubated at room temperature for 1.5 hours.



Immunohistochemical analysis of paraffin-embedded human tonsillitis tissue slide using 23605-1-AP (SELPLG Antibody) at dilution of 1:200 (under 40x lens).



Immunohistochemical analysis of paraffin-embedded human tonsillitis tissue slide using 23605-1-AP (SELPLG Antibody) at dilution of 1:200 (under 10x lens).



Immunofluorescent analysis of (4% PFA) fixed Jurkat cells using SELPLG antibody (23605-1-AP) at dilution of 1:400 and CoraLite® 488-Conjugated AffiniPure Goat Anti-Rabbit IgG(H+L).