

For Research Use Only

MALSU1 Polyclonal antibody, PBS Only

Catalog Number: 22838-1-PBS



Basic Information

Catalog Number:

22838-1-PBS

Source:

Rabbit

Isotype:

IgG

Immunogen Catalog Number:

AG18286

GenBank Accession Number:

BC012331

GeneID (NCBI):

115416

UNIPROT ID:

Q96EH3

Full Name:

Mitochondrial assembly of ribosomal large subunit protein 1

Calculated MW:

234 aa, 26 kDa

Observed MW:

26-28 kDa

Purification Method:

Antigen affinity purification

Applications

Tested Applications:

WB, IHC, Indirect ELISA

Species Specificity:

human

Background Information

C7orf30, also known as MALSU1, is a member of the iojap protein family. It was predicted to enable ribosomal large subunit binding activity. It was involved in negative regulation of mitochondrial translation and ribosomal large subunit biogenesis.

Storage

Storage:

Store at -80°C.

The product is shipped with ice packs. Upon receipt, store it immediately at -80°C

Storage Buffer:

PBS only, pH7.3

For technical support and original validation data for this product please contact:

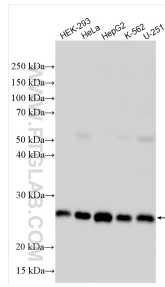
T: 4006900926

E: Proteintech-CN@ptglab.com

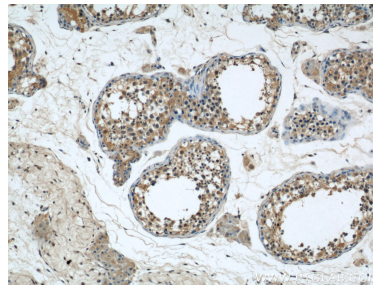
W: ptgcn.com

This product is exclusively available under Proteintech Group brand and is not available to purchase from any other manufacturer.

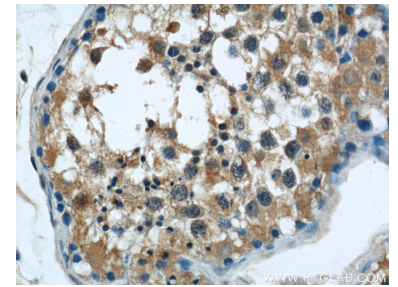
Selected Validation Data



Various lysates were subjected to SDS PAGE followed by western blot with 22838-1-AP (C7orf30 antibody) at dilution of 1:3000 incubated at room temperature for 1.5 hours. This data was developed using the same antibody clone with 22838-1-PBS in a different storage buffer formulation.



Immunohistochemical analysis of paraffin-embedded human testis using 22838-1-AP (C7orf30 antibody) at dilution of 1:50 (under 10x lens). This data was developed using the same antibody clone with 22838-1-PBS in a different storage buffer formulation.



Immunohistochemical analysis of paraffin-embedded human testis using 22838-1-AP (C7orf30 antibody) at dilution of 1:50 (under 40x lens). This data was developed using the same antibody clone with 22838-1-PBS in a different storage buffer formulation.