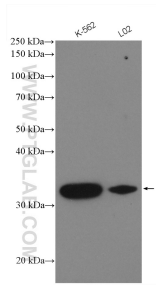
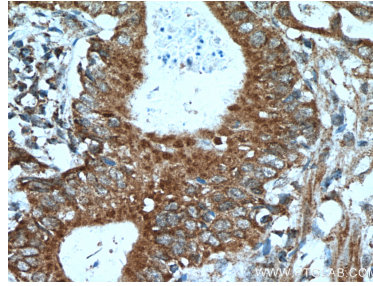


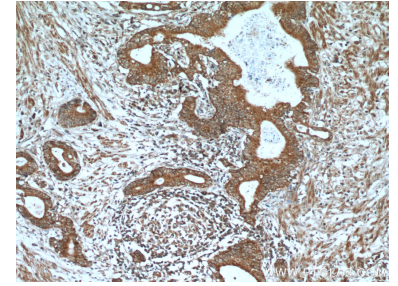
Selected Validation Data



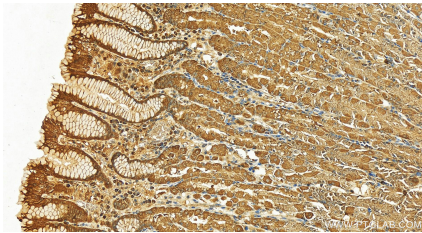
Various lysates were subjected to SDS PAGE followed by western blot with 22670-1-AP (A4GNT antibody) at dilution of 1:600 incubated at room temperature for 1.5 hours. This data was developed using the same antibody clone with 22670-1-PBS in a different storage buffer formulation.



Immunohistochemical analysis of paraffin-embedded human stomach cancer tissue slide using 22670-1-AP (A4GNT antibody) at dilution of 1:200 (under 40x lens. Heat mediated antigen retrieval with Tris-EDTA buffer (pH 9.0). This data was developed using the same antibody clone with 22670-1-PBS in a different storage buffer formulation.



Immunohistochemical analysis of paraffin-embedded human stomach cancer tissue slide using 22670-1-AP (A4GNT antibody) at dilution of 1:200 (under 10x lens. Heat mediated antigen retrieval with Tris-EDTA buffer (pH 9.0). This data was developed using the same antibody clone with 22670-1-PBS in a different storage buffer formulation.



Immunohistochemical analysis of paraffin-embedded human normal stomach slide using 22670-1-AP (A4GNT antibody) at dilution of 1:300 (under 20x lens). Heat mediated antigen retrieval with Tris-EDTA buffer (pH 9.0). This data was developed using the same antibody clone with 22670-1-PBS in a different storage buffer formulation.