

For Research Use Only

GRIP1 Polyclonal antibody, PBS Only

Catalog Number:22398-1-PBS



Basic Information

Catalog Number:

22398-1-PBS

Source:

Rabbit

Isotype:

IgG

Immunogen Catalog Number:

AG18071

GenBank Accession Number:

BC115393

GeneID (NCBI):

23426

UNIPROT ID:

Q9Y3R0

Full Name:

glutamate receptor interacting protein 1

Calculated MW:

1128 aa, 122 kDa

Observed MW:

130-135 kDa

Purification Method:

Antigen affinity purification

Applications

Tested Applications:

WB, IHC, IP, Indirect ELISA

Species Specificity:

human, mouse, rat

Background Information

Storage

Storage:

Store at -80°C.

The product is shipped with ice packs. Upon receipt, store it immediately at -80°C

Storage Buffer:

PBS only, pH7.3

For technical support and original validation data for this product please contact:

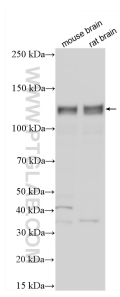
T: 4006900926

E: Proteintech-CN@ptglab.com

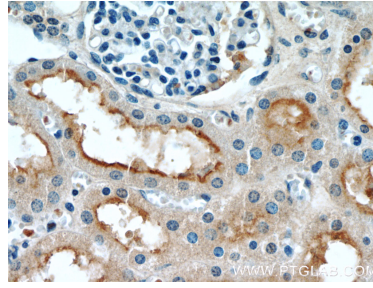
W: ptgcn.com

This product is exclusively available under Proteintech Group brand and is not available to purchase from any other manufacturer.

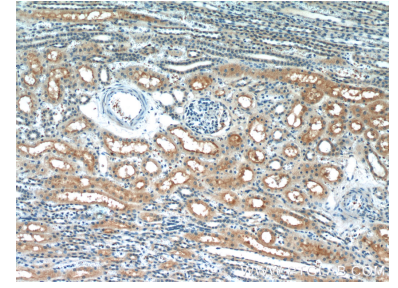
Selected Validation Data



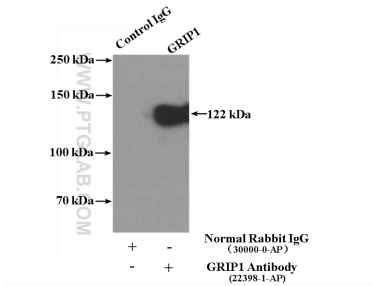
Various lysates were subjected to SDS PAGE followed by western blot with 22398-1-AP (GRIP1 antibody) at dilution of 1:4000 incubated at room temperature for 1.5 hours. This data was developed using the same antibody clone with 22398-1-PBS in a different storage buffer formulation.



Immunohistochemical analysis of paraffin-embedded human kidney slide using 22398-1-AP (GRIP1 Antibody) at dilution of 1:50. This data was developed using the same antibody clone with 22398-1-PBS in a different storage buffer formulation.



Immunohistochemical analysis of paraffin-embedded human kidney slide using 22398-1-AP (GRIP1 Antibody) at dilution of 1:50. This data was developed using the same antibody clone with 22398-1-PBS in a different storage buffer formulation.



IP result of anti-GRIP1 (IP:22398-1-AP, 4ug; Detection:22398-1-AP 1:1000) with mouse brain tissue lysate 5200ug. This data was developed using the same antibody clone with 22398-1-PBS in a different storage buffer formulation.