

For Research Use Only

TGF alpha Polyclonal antibody, PBS Only

Catalog Number: 22308-1-PBS



Basic Information

Catalog Number:

22308-1-PBS

Concentration:

1 mg/ml

Source:

Rabbit

Isotype:

IgG

GenBank Accession Number:

NM_003236

GeneID (NCBI):

7039

UNIPROT ID:

P01135

Full Name:

transforming growth factor, alpha

Calculated MW:

17 kDa

Purification Method:

Antigen affinity purification

Applications

Tested Applications:

IHC, IF/ICC, Indirect ELISA

Species Specificity:

human

Background Information

Storage

Storage:

Store at -80°C.

The product is shipped with ice packs. Upon receipt, store it immediately at -80°C

Storage Buffer:

PBS Only

For technical support and original validation data for this product please contact:

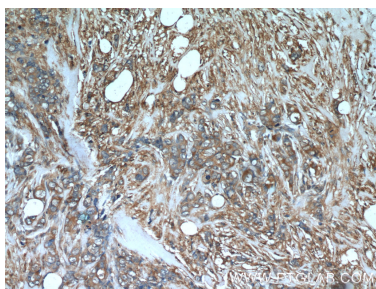
T: 4006900926

E: Proteintech-CN@ptglab.com

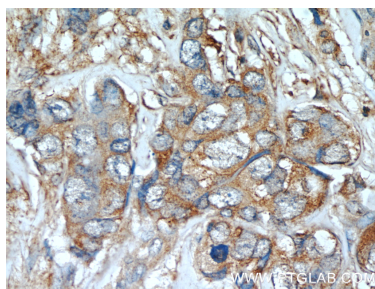
W: ptgcn.com

This product is exclusively available under Proteintech Group brand and is not available to purchase from any other manufacturer.

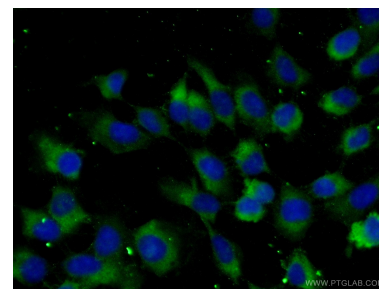
Selected Validation Data



Immunohistochemical analysis of paraffin-embedded human breast cancer slide using 22308-1-AP (TGF-alpha antibody at dilution of 1:50. This data was developed using the same antibody clone with 22308-1-PBS in a different storage buffer formulation.



Immunohistochemical analysis of paraffin-embedded human breast cancer slide using 22308-1-AP (TGF-alpha antibody at dilution of 1:50. This data was developed using the same antibody clone with 22308-1-PBS in a different storage buffer formulation.



Immunofluorescent analysis of (-20°C Ethanol) fixed A431 cells using 22308-1-AP (TGF-alpha antibody) at dilution of 1:25 and Alexa Fluor 488-conjugated AffiniPure Goat Anti-Rabbit IgG(H+L). This data was developed using the same antibody clone with 22308-1-PBS in a different storage buffer formulation.