

For Research Use Only

SACS Polyclonal antibody

Catalog Number: 22265-1-AP



Basic Information

Catalog Number:

22265-1-AP

Size:

1000 µg/ml

Source:

Rabbit

Isotype:

IgG

GenBank Accession Number:

NM_014363

GeneID (NCBI):

26278

UNIPROT ID:

Q9NZJ4

Full Name:

spastic ataxia of Charlevoix-Saguenay (sacsin)

Calculated MW:

521 kDa

Purification Method:

Antigen affinity purification

Recommended Dilutions:

IHC 1:50-1:500

Applications

Tested Applications:

IHC, ELISA

Species Specificity:

human, mouse, rat

Note-IHC: suggested antigen retrieval with TE buffer pH 9.0; (*) Alternatively, antigen retrieval may be performed with citrate buffer pH 6.0

Positive Controls:

IHC : human gliomas tissue, mouse brain tissue

Background Information

Storage

Storage:

Store at -20°C. Stable for one year after shipment.

Storage Buffer:

PBS with 0.02% sodium azide and 50% glycerol pH 7.3.

Aliquoting is unnecessary for -20°C storage

For technical support and original validation data for this product please contact:

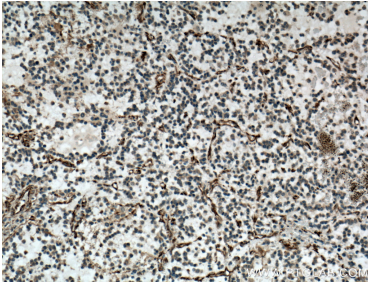
T: 4006900926

E: Proteintech-CN@ptglab.com

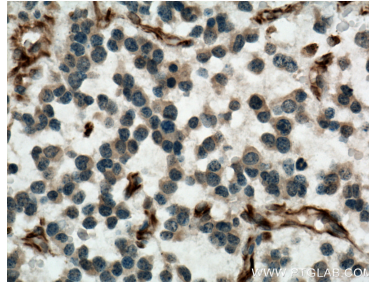
W: ptgcn.com

This product is exclusively available under Proteintech Group brand and is not available to purchase from any other manufacturer.

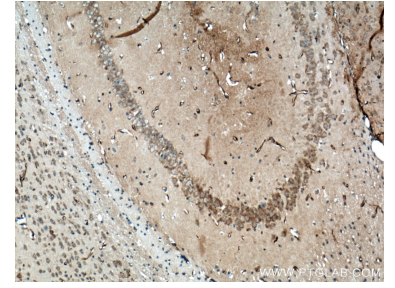
Selected Validation Data



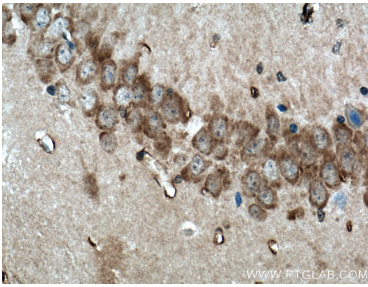
Immunohistochemical analysis of paraffin-embedded human gliomas tissue slide using 22265-1-AP (SACS antibody) at dilution of 1:100 (under 10x lens. Heat mediated antigen retrieval with Tris-EDTA buffer (pH 9.0)).



Immunohistochemical analysis of paraffin-embedded human gliomas tissue slide using 22265-1-AP (SACS antibody) at dilution of 1:100 (under 40x lens. Heat mediated antigen retrieval with Tris-EDTA buffer (pH 9.0)).



Immunohistochemical analysis of paraffin-embedded mouse brain tissue slide using 22265-1-AP (SACS antibody) at dilution of 1:100 (under 10x lens. Heat mediated antigen retrieval with Tris-EDTA buffer (pH 9.0)).



Immunohistochemical analysis of paraffin-embedded mouse brain tissue slide using 22265-1-AP (SACS antibody) at dilution of 1:100 (under 40x lens. Heat mediated antigen retrieval with Tris-EDTA buffer (pH 9.0)).